

SYLLABUS AND REGULATIONS
(As Per Indian Nursing Council)

B.Sc. Nursing (4 Years Program)

2018 – 2019 Revised



MEENAKSHI
ACADEMY OF HIGHER EDUCATION & RESEARCH
DEEMED TO BE UNIVERSITY DECL. U/S 3 OF
UGC ACT. 1956



No.12, Vembuliamman Koil Street, West K.K. Nagar
Chennai - 600 078. Tamil Nadu

Free
Archives
of Nursing

S. No	Content	Page. No
I	Philosophy	1
II	Aims	2
III	Objectives	2
IV	Course Outcome	3
V	Regulation of the University	
	1. Eligibility for Admission	4
	2. Selection of Candidates	4
	3. Duration of the Course and Course of Study	4
	4. Medium of Instruction	5
	5. Minimum working days in an academic year	5
	6. Registration	5
	7. Attendance required for appearing Examination	5
	8. Condonation for lack of attendance	5
	9. Internal Assessment	6
	10. Examinations	7
	11. Marks qualifying for pass	8
	12. Eligibility/ Maximum duration for the award of the degree	8
13. Declaration of Class	8	
VI	Course of Instruction	9
VII	Scheme of Examination	11
VIII	Course Description(Subjects)	
	1. English	13
	2. Anatomy	15
	3. Physiology	19
	4. Nutrition	23
	5. Biochemistry	27
	6. Nursing Foundations	31
	7. Nursing Foundations – Practical	48
	8. Psychology	54
	9. Microbiology	57
	10. Introduction to Computer	60
	11. Sociology	62

	12. Pharmacology	68
	13. Pathology	74
	14. Genetics	79
	15. Medical Surgical Nursing (Adult Including Geriatrics) – I	81
	16. Medical Surgical Nursing (Adult Including Geriatrics) – I Practical	93
	17. Community Health Nursing – I	97
	18. Community Health Nursing – I Practical	103
	19. Communication & Educational Technology	105
	20. Medical Surgical Nursing (Adult Including Geriatrics) II	109
	21. Medical surgical Nursing (Adult & Geriatrics) II Practical	119
	22. Child Health Nursing	123
	23. Child Health Nursing – Practical	128
	24. Mental Health Nursing	130
	25. Mental Health Nursing – Practical	138
	26. Nursing Research & Statistics	140
	27. Midwifery & Obstetrical Nursing	143
	28. Midwifery & Obstetrical Nursing – Practical	152
	29. Community Health Nursing – II	155
	30. Community Health Nursing – II Practical	162
	31. Management of Nursing Services & Education	164
IX	Internship	169
	Appendices	
X	1. Question paper pattern	172
	2. Guidelines for starting College of Nursing	178

Jess

PRINCIPAL

Arulmigu Meenakshi College of Nursing
Enathur, Kanchipuram.

I. PHILOSOPHY

(Adapted from Indian Nursing Council)

We believe that,

Health is a state of well- being that enables a person to lead a psychologically, socially and economically productive life. Health is a right of all the people. Individuals, families and communities have a responsibility towards maintaining their health.

Nursing contributes to the health services in a vital and significant way in the health care delivery system. It recognizes national health goals and is committed to participate in the implementation of National Health Policies and programmes. It aims at identifying health needs of the people, planning and providing quality care in collaboration with other health professional and community groups.

Scope of nursing practice encompasses provision of promotive, preventive, curative and rehabilitative aspects of care to people across their life span in wide variety of health care settings. Practice of nursing is based upon application of basic concepts and principles derived from the physical, biological and behavioural sciences, medicine and nursing.

Nursing is based on values of caring, and aims to help individuals to attain independence in self-care. It necessitates development of compassion and understanding of human behaviour among its practitioners to provide care with respect and dignity and protect the rights of individuals & groups.

Undergraduate nursing program is broad based education within an academic framework specifically directed to the development of critical thinking skills, competencies & standards required for practice of professional nursing and midwifery as envisaged in National Health Policy 2002.

The teachers have the responsibility to be role models and create learning environment that enables students to acquire inquiry driven, self directed learning and foster an attitude of life long learning.

Under graduate nursing education program prepares its graduates to become exemplary citizen by adhering to code of ethics and professional conduct at all times in fulfilling personal, social and professional obligations so as to respond to national aspirations.


PRINCIPAL
Anulmigu Meenakshi College of Nursing
Enathur, Kanchipuram.

II. AIMS:

The aim of the undergraduate nursing program is to:

- Prepare graduates to assume responsibilities as professionals, competent nurses and midwives in providing promotive, preventive, curative, and rehabilitative services,
- Prepare nurses who can make independent decisions in nursing situations, protect the rights of and facilitate individuals and groups in pursuit of health, functions in the hospital, community nursing services, and conduct research studies in the areas of nursing practice.

They are also expected to assume the role of teacher, supervisor, and manager in a clinical / public health settings.

III. OBJECTIVES:

On completion of four year B.Sc. Nursing Program the graduate will be able to:

1. Apply knowledge from physical, biological and behavioral sciences, medicine including alternative systems and nursing in providing nursing care to individuals, families and communities.
2. Demonstrate understanding of life styles and other factors, which affect health of individuals and groups.
3. Provide nursing care based on steps of nursing process in collaboration with individuals and groups.
4. Demonstrate critical thinking skill in making decisions in all situations in order to provide quality care.
5. Utilize the latest trends and technology in providing health care.
6. Provide promotive, preventive and restorative health services in line with the National Health Policies and Programmes.
7. Practice within the frame work of code of ethics and professional conduct, and acceptable standards of practice within the legal boundaries.
8. Communicate effectively with individuals and groups, and members of the health team in order to promote effective inter personal relationship and team work.
9. Demonstrate skills in teaching to individuals and groups in clinical and community health settings.
10. Participate effectively as members of the health team in health care delivery system.
11. Demonstrate leadership and managerial skills in clinical / community health settings.

12. Conduct need based research studies in various settings and utilize the research findings to improve the quality of care.
13. Demonstrate awareness, interest, and contribute towards advancement of self and of the profession.

IV. COURSE OUTCOME:

At the end of the course the B.Sc(N) Program the graduate nurse will be able to function as a General Nurse practitioner to provide comprehensive care / supervise and train nursing students at various health care settings and educational institutions and adhere to the code of Nursing Ethics.


PRINCIPAL
Arulmigu Meenakshi College of Nursing
Enathur, Kanchipuram.

MAHER UNIVERSITY

Chennai-78

V. REGULATIONS OF THE UNIVERSITY

SHORT TITLE AND COMMENCEMENT

These regulations shall be called “THE REGULATIONS FOR THE BACHELOR OF NURSING DEGREE COURSE OF MAHER UNIVERSITY, Chennai”.

They shall come into force from the academic year 2019-2020 session. The regulation and syllabi are subject to modifications by the standing Under Graduate Board of Studies for nursing course from time to time.

1. ELIGIBILITY FOR ADMISSION:

The minimum age for admission shall be 17 years on or before 31st Dec. of the year of admission

The minimum educational requirements shall be the passing of:

Higher Secondary school certificate Examination (12years course) conducted by the Board of Tamil Nadu

Or

Senior School certificate Examination (10+2), pre-degree Examination (10+2)

Or

An equivalent with 12 years schooling from a recognized board or university with minimum of 45 % aggregate marks (40% marks for SC, ST, for MBC, OBC candidates in part – III subjects of Physics, Chemistry & Biology / Botany & Zoology) and should have English as one of the subject.

Candidate shall be medically fit.

2. SELECTION OF CANDIDATES

Selection of the candidates should be based on the merit of the entrance examination held by university or competent authority or as per regulation of the University from time to time.

3. DURATION OF THE COURSE AND COURSE OF STUDY:

The period of certified study and training of the B.Sc. Nursing Degree course shall be of four academic years including internship.


PRINCIPAL

Available Weeks / Academic year	52 Weeks
Examination (including preparation)	4 Weeks
Vacation	8 Weeks
Gazetted holidays	3 Weeks
Available Weeks	37 Weeks
Hours per week	40 hours
Hours available per academic year	1480 (37weeks x 40 hours)

4. MEDIUM OF INSTRUCTION:

English shall be the medium of instruction for all the subjects of study and for examination of the course.

5. MINIMUM WORKING DAYS IN AN ACADEMIC YEAR:

Each academic year shall consist of not less than 180 working days.

6. REGISTRATION:

A Candidate admitted into B.Sc, Nursing Degree course in any one of the affiliated institutions of the MAHER UNIVERSITY, Chennai shall submit the prescribed application form for registration duly filled along with prescribed fee and declaration in the format, to the Academic Officer on or before the cut-off date prescribed for admission.

7. ATTENDANCE REQUIRED FOR APPEARING EXAMINATION:

Examination will be conducted in both theory and practical as prescribed. The candidates will be permitted to appear for the University Examinations, only if they secure 80% of attendance in theory and practical for a subject irrespective of any kind of absence overall in a year.

The student should complete 100% of attendance in practical before course completion and the award of the Degree.

A student who does not meet the minimum attendance requirement in a year must repeat the course along with the next batch of students.

8 . CONDONATION FOR LACK OF ATTENDANCE:

Condonation for shortage of attendance upto 10% in aggregate (between 70 and 80%) in a year may be recommended by the College Academic Committee to the university and the same may be granted based on the regulations of University.


PRINCIPAL
 Arulmigu Meenakshi College of Nursing
 Enathur, Kar

9. INTERNAL ASSESSMENT:

Internal assessment will be done in each subject of study and the marks will be awarded to the candidates as detailed in the scheme of examinations.

Minimum Internal Pass Marks for theory and practical to be 50% individually. The minimum pass mark for theory is 13 out of 25.

The candidate appearing for arrear examination in the subject will have the same internal marks secured in the previous examination (1st attempt).

A checklist or criteria to be developed by the respective institutions for objective evaluation of assignments, records, reports, and clinical presentations.

Weightage for Internal Marks

The internal marks to be calculated based on the following criteria

Internal assessment for theory: (25 Marks)

Criteria	Weightage	Marks rounded off to 25	Marks rounded off to 50
Best of three Unit test marks	45%	12	23
Best of two Assignment marks	25%	6	12
Model Exam	25%	6	12
Attendance	5%	2	3
Total	100%	25	50

Internal assessment for Practical: (100 Marks/ 50 Marks)

Criteria	Weightage (100%)	Marks rounded off to 50
Continuous Evaluation of Clinical Performance	30%	15
Clinical assignment (Case study/ Practical record/Case book)	20%	10
Clinical Presentation	10%	5
Observational /field visit/ Health talk	10%	5
Model Practical Examination	30%	15
Total	100%	50

On Completion of Internship, Internal Assessment out of 100 marks should be sent to the University for inclusion in the mark list.

10. EXAMINATIONS:

University examinations to be conducted after the completion of Eleven months of the course for the annual pattern. The University Examinations will be conducted in the annual pattern for all the four years from July 15th to 1st week of August and supplementary exam in 1st week of February.

The particulars of subjects for various examinations and distribution of marks are detailed in the Scheme of Examination.

The examination for the main subjects will be conducted by the University and the marks for the internal subjects will be awarded by the subject handling faculty and forwarded to University by the concerned college.

Theory and Practical Exam for Introduction to Computer and Theory Exam or English to be conducted as College Exam and marks to be sent to University for inclusion in the mark sheet.

The MAHER University Practical Examinations shall be jointly conducted by one internal and one external examiner duly appointed by the University.

To be an examiner the faculty should possess three years of experience after MSC Nursing as per the MAHER University regulation. To be an examiner for nursing foundations course faculty having M.Sc. (Nursing) with any specialty shall be considered provided she / He currently handling the subject.

If a candidate fails in either theory or practical paper he/she has to re-appear for both the papers (Theory and practical).

A candidate should clear all arrear subjects before appearing for final exam in IV year.

All practical examinations must be held in the respective clinical areas.

Maximum number of candidates for Practical examination should not exceed more than 20 students per day.

The external practical examination should have the following criteria & weightage:

Criteria	Weightage (100%)	Weightage for 100 marks
Patient care at the bed side	60%	60
OSCE in skill lab	30%	30
Viva	10%	10
Total	100%	100

The question paper setters need to submit the answer key along with question paper.

Students shall be permitted to use Simple calculator during Nursing Research &

Statistics examination for both new and old syllabus.

11. MARKS QUALIFYING FOR PASS:

A candidate has to pass in theory and practical exam separately in both internal and external examination of each paper.

A candidate has to secure minimum of 50% of marks in the University Theory and practical Examinations separately except for English.

Minimum pass mark for English shall be 40% only.

A candidate has to secure minimum of 50% of marks in Introduction to Computer.

A candidate has to secure minimum of 50% of marks in each Section A & B separately where two subjects are combined in single paper. If a candidate who has failed to secure the minimum pass mark of 50% either in Section A or B, the candidate has to write again both the sections irrespective the fact whether the candidate has passed in one section

12. ELIGIBILITY / MAXIMUM DURATION FOR THE AWARD OF THE DEGREE

The candidates shall be eligible for the Degree of Bachelor of Nursing when they have undergone the prescribed course of study for a period of not less than four years in an institution approved by the University and have passed the prescribed examinations in all subjects.

The maximum period to complete the course successfully should not exceed a period of eight years.

13. DECLARATION OF CLASS:

A successful candidate obtaining 75% and more marks in the grand total aggregate at

first attempt shall be declared to have passed with **First class with Distinction.**

A successful candidate obtaining 60% and more but less than 75% of marks in the grand total aggregate at **first attempt** shall be declared to have passed with **First Class.**

A successful candidate obtaining 50% and more but less than 60% of marks in the grand total aggregate at **first attempt** shall be declared to have passed with **Second Class.**

A successful candidate obtaining 60% and more in the grand total aggregate at **second attempt** shall be declared to have passed with **Second Class.**

A successful candidate obtaining 50% and more but less than 60% in the grand total aggregate at **second attempt** shall be declared to have passed with **Third Class.**

Ranks shall be declared on the basis of the aggregate marks obtained by a candidate in the University Examination subjects of the course. Only those candidates who have passed all the subjects in all examination at **first attempt** shall be eligible for the award of **Rank.**

Paul

PRINCIPAL

Arulmigu Meenakshi College of Nursing
Enathur, Kanchipuram.

VI. COURSE OF INSTRUCTION

S. No	Subject	Theory hrs (Class and Lab)	Practical hrs (Clinical)	Total Hours
First Year				
1.	English	60		60
2.	Anatomy	60		60
3.	Physiology	60		60
4.	Nutrition	40+20		60
5.	Biochemistry	30		30
6.	Nursing Foundations	265 + 200	450	915
7.	Psychology	60		60
8.	Microbiology	45+15		60
9.	Introduction to computers	15 + 30		45
10.	Regional Language	30		30
10.	Library Work /Self Study	50		50
11.	Co-curricular activities	50		50
Total Hours		1030	450	1480
Second Year				
1.	Sociology	60		60
2.	Pharmacology	45		45
3.	Pathology	30		30
4.	Genetics	15		15
5.	Medical-Surgical Nursing (Adult including Geriatrics)-I	210	720	930
6.	Community Health Nursing-I	90	135	225
7.	Communication and Educational Technology	60 + 30		90
8.	Library Work / Self Study	50		50
9.	Co-curricular activities	35		35
Total Hours		625	855	1480
Third Year				
1.	Medical Surgical Nursing - II (Adult including Geriatrics)	120	460	580
2.	Child Health Nursing	90	270	360
3.	Mental Health Nursing	90	270	360
4.	Nursing Research & Statistics	45	*	45
5.	Library Work / Self Study	50		50
6.	Co-curricular activities	50		50
Total Hours		445	1000	1445
Fourth Year				
1.	Midwifery and Obstetrical Nursing	90	180	270
2.	Community Health Nursing – II Including the concept of Middle Level Health Provider (MLHP)	90	135	225
3.	Management of Nursing Services and Education	60+30	-	90
Total Hours		225	315	585

**Project to be carried out during internship*

Note: Hours of course instruction can be planned at the institutional level.


Integrated Nursing Training (INTERNSHIP)

S. No	Subject	In weeks	Practical (In hrs)
1.	Midwifery and Obstetrical Nursing	9	432
2.	Community Health Nursing – II	4	192
3.	Medical Surgical Nursing (Adult and Geriatric)	5	240
4.	Child Health Nursing	3	144
5.	Mental Health Nursing	2	96
6.	Research Project*	1	45
Total		24	1149
Total Hours =1149+585=1734			

**project work to be carried out during internship*

Note:

- Internship means 8 hours of integrated clinical duties in which 2 weeks of evening and night shift duties are included.
- Internship should be carried out as 8 hours per day @ 48 hours per week.
- Students during internship will be supervised by nursing teachers.
- Students will be eligible to appear in the fourth year final examination only after completion of Internship (24 weeks).
- On Completion of Internship Internal Assessment out of 100 marks should be sent to the University for inclusion in the mark list


PRINCIPAL
Arulmigu Meenakshi College of Nursing
Enathur, Kanchipuram.

VII. SCHEME OF EXAMINATION

Subject	Duration	Marks				Total
		Internal Marks		University Marks		
		Min	Max	Min	Max	
First Year						
Theory						
1. Anatomy & Physiology (A&B)	3	12 (6+6)	25 (12+13)	38 (19+19)	75 (37+38)	100
2. Nutrition & Biochemistry (A&B)	3	12 (7+5)	25 (15+10)	38 (23+15)	75 (45+30)	100
3. Nursing Foundations	3	12	25	38	75	100
4. Psychology	3	12	25	38	75	100
5. Microbiology	3	12	25	38	75	100
6. English *	2	20	50	-	-	50
7. Introduction to Computers *	2	25	50	-	-	50
Practical and Viva voce						
1. Nursing Foundations		50	100	50	100	200
Second Year						
Theory						
1. Sociology	3	12	25	38	75	100
2. Medical Surgical Nursing – I	3	12	25	38	75	100
3. Pharmacology, Pathology & Genetics (A & B)	3	12 (6+6)	25 (13+12)	38 (19+19)	75 (38+37)	100
4. Community Health Nursing – I	3	12	25	38	75	100
5. Communication and Educational Technology	3	12	25	38	75	100
Practical and Viva voce						
1. Medical Surgical Nursing – I		50	100	50	100	200
Third Year						
Theory						
1. Medical – Surgical Nursing– II	3	12	25	38	75	100
2. Child Health Nursing	3	12	25	38	75	100
3. Mental Health Nursing	3	12	25	38	75	100
4. Nursing Research & Statistics	3	12 (7+5)	25 (15+10)	38 (25+13)	75 (50+25)	100
Practical and Viva voce						
1. Medical Surgical Nursing – II		25	50	25	50	100
2. Child Health Nursing		25	50	25	50	100
3. Mental Health Nursing		25	50	25	50	100
Fourth Year						
Theory						
1. Midwifery and Obstetrical Nursing	3	12	25	38	75	100
2. Community Health Nursing – II	3	12	25	38	75	100
3. Management of Nursing Services and Education	3	12	25	38	75	100
Practical and Viva voce						
1. Midwifery and Obstetrical Nursing		25	50	25	50	100
2. Community Health Nursing - II		25	50	25	50	100

* College Exam

PATTERN OF QUESTION PAPER

- **For all the single subjects:**

- Essay questions : 2 x 15 marks = 30 marks
- Short Notes : 5 x 5 marks = 25 marks
- Short Answer : 10 x 2 marks = 20 marks

Total : 75 marks

- **For all combined subjects:**

S. No	Subjects	Sections	No. of Essay questions (15 Marks)	No. of Short Notes (5 Marks)	No. of Short Answer (2 Marks)	Total Marks
1.	Anatomy and Physiology					
	Anatomy (37 Marks)	A	1	2	6	37
	Physiology (38 Marks)	B	1	3	4	38
2.	Nutrition and Biochemistry					
	Nutrition (45 Marks)	A	1	4	5	45
	Biochemistry (30 Marks)	B	1 (10 marks)	2	5	30
3.	Pharmacology, Pathology & Genetics					
	Pharmacology (38 Marks)	A	1	3	4	38
	Pathology (25 Marks)	B	1 (10 marks)	1	5	25
	Genetics (12 Marks)	-		2	1	12
4.	Nursing Research and Statistics					
	Nursing Research (50 Marks)	A	2	2	5	50
	Statistics (25 Marks)		1	2	-	25

Prall
 PRINCIPAL
 Arulmigu Meenakshi College of Nursing
 Enathur, Kanchipuram.

VII. COURSE DESCRIPTION:

English

Placement – First Year

Time: Theory – 60 hours

Course Description: The Course is designed to enable students to enhance ability to comprehend spoken and written English (and use English) required for effective communication in their professional work. Students will practice their skills in verbal and written English during clinical and classroom experiences.

Unit	Time (Hrs)	Learning Objectives	Content	Teaching Learning Activities	Assessment Methods
I	10	<ul style="list-style-type: none"> • Speak and write grammatically correct English 	<ul style="list-style-type: none"> • Review of Grammar • Remedial study of Grammar • Building Vocabulary • Phonetics • Public Speaking 	<ul style="list-style-type: none"> • Demonstrate use of dictionary • Class-room conversation • Exercise on use of Grammar • Practice in public speaking 	<ul style="list-style-type: none"> • Objective Type • Fill in the blanks • Para phrasing
II	30	<ul style="list-style-type: none"> • Develop ability to read, understand and express meaningfully, the prescribed text 	Read and comprehend prescribed course books	<ul style="list-style-type: none"> • Exercise on: <ul style="list-style-type: none"> ❖ Reading ❖ Summarizing ❖ Comprehension 	<ul style="list-style-type: none"> • Short Answers • Essay Type
III	10	<ul style="list-style-type: none"> • Develop writing skills 	<ul style="list-style-type: none"> • Various forms of composition <ul style="list-style-type: none"> ❖ Letter writing ❖ Note taking ❖ Precise writing ❖ Nurses notes ❖ Anecdotal records ❖ Diary writing ❖ Reports on health problems etc. ❖ Resume/CV 	<ul style="list-style-type: none"> • Exercise on writing <ul style="list-style-type: none"> ❖ Letter writing ❖ Nurses notes ❖ Precise ❖ Diary ❖ Anecdote ❖ Health problems ❖ Story writing ❖ Resume/CV • Essay writing <ul style="list-style-type: none"> ❖ Discussion on written reports/ documents 	<ul style="list-style-type: none"> • Assessment of the skills based on the check list
IV	6	Develop skill in spoken English	<ul style="list-style-type: none"> • Spoken English <ul style="list-style-type: none"> ❖ Oral report ❖ Discussion ❖ Debate ❖ Telephonic 	<ul style="list-style-type: none"> • Exercise on: <ul style="list-style-type: none"> ❖ Debating ❖ Participating in Seminar, Panel, symposium 	<ul style="list-style-type: none"> • Assessment of the skills based on the check list

PRINCIPAL

Unit	Time (Hrs)	Learning Objectives	Content	Teaching Learning Activities	Assessment Methods
			conversation	❖ Telephonic conversation	
V	4	Develop skill in listening comprehension	<ul style="list-style-type: none"> • Listening Comprehension ❖ Media, audio, video, speeches etc. 	<ul style="list-style-type: none"> • Exercise on: <ul style="list-style-type: none"> ❖ Listening to audio, video tapes and identify the key points 	<ul style="list-style-type: none"> • Assessment of the skills based on the check list

Internal assessment: (50 Marks- Refer to regulations)

Three Unit test marks	45%
Two Assignment marks	25%
Model Exam	25%
Attendance	5%
Total	100%

References:

1. David (MT), English for Professional Nursing, BI Publications Pvt. Ltd., Chennai, 2007.
2. Koorkkerala (T), Communicative English for BSc., Nursing Students, KJ Publications, Kerala, 2007.


PRINCIPAL
 Arulmigu Meenakshi College of Nursing
 Enathur, Kanchipuram.

Anatomy

Placement – First Year

Time: Theory – 60 hours

Course Description: The Course is designed to enable students to acquire knowledge of the normal structure of various human body systems and understand the alterations in anatomical structures in disease and practice of nursing.

Unit	Time (Hrs)	Learning Objectives	Content	Teaching Learning Activities	Assessment Methods
I	5	<ul style="list-style-type: none"> Describe the anatomical terms, organization of human body and structure of cell, tissues, membranes and glands 	Introduction to Anatomical terms organization of the human body <ul style="list-style-type: none"> Human Cell structure Tissues- Definition, Types, characteristics, classification, location, functions and formation Membranes and glands – classification and structure Alterations in disease Applications and implications in nursing	<ul style="list-style-type: none"> Lecture Discussion Explain using charts, microscopic slides, Skeleton & torso Demonstrate cells, types of tissues membranes and glands Record book 	<ul style="list-style-type: none"> Short answer questions Objective type
II	6	<ul style="list-style-type: none"> Describe the structure & function of bones and joints 	The Skeletal System <ul style="list-style-type: none"> Bones- types, structure, Axial & Appendicular Skeleton, Bone formation and growth Description of bones Joints- classification and structure Alterations in disease Applications and implications in nursing	<ul style="list-style-type: none"> Lecture Discussion Explain using charts, skeleton, loose bones, and joints Record book 	<ul style="list-style-type: none"> Short answer questions Objective type
III	7	<ul style="list-style-type: none"> Describe the structure and function of muscles 	The Muscular System <ul style="list-style-type: none"> Types Structure of muscles Muscle groups Alterations in disease Applications and implications in nursing	<ul style="list-style-type: none"> Lecture Discussion Explain using charts, models and films Demonstrate muscular movements Record book 	<ul style="list-style-type: none"> Short answer questions Objective type



Unit	Time (Hrs)	Learning Objectives	Content	Teaching Learning Activities	Assessment Methods
IV	6	<ul style="list-style-type: none"> Describe the structure & function of nervous system 	The Nervous System <ul style="list-style-type: none"> Structure of Neurologia & neurons Somatic Nervous system <ul style="list-style-type: none"> Structure of brain, spinal cord, cranial nerves, spinal nerves, peripheral nerves Autonomic Nervous System- sympathetic, parasympathetic <ul style="list-style-type: none"> Structure, location Alterations in disease Applications and implications in nursing 	<ul style="list-style-type: none"> Lecture Discussion Explain using models, charts, slides, specimens Record book 	<ul style="list-style-type: none"> Short answer questions Objective type
V	6	<ul style="list-style-type: none"> Explain the Structure & functions of sensory organs 	The Sensory System <ul style="list-style-type: none"> Structure of skin, eye, ear, nose, tongue, (Auditory and olfactory apparatus) Alterations in disease Applications and implications in nursing 	<ul style="list-style-type: none"> Lecture Discussion Explain using models, charts, slides, specimens Record book 	<ul style="list-style-type: none"> Short answer questions Objective type
VI	7	<ul style="list-style-type: none"> Describe the structure & function of circulatory and lymphatic system 	Circulatory and lymphatic system <ul style="list-style-type: none"> The Circulatory System <ul style="list-style-type: none"> Blood – Microscopic structure Structure of Heart Structure of blood vessels- Arterial & Venous System, Circulation: systemic, Pulmonary, coronary Lymphatic system <ul style="list-style-type: none"> Lymphatic vessels and lymph <ul style="list-style-type: none"> Lymphatic tissues <ul style="list-style-type: none"> Thymus gland Lymph nodes Spleen Lymphatic nodules Alterations in disease Applications and implications in nursing 	<ul style="list-style-type: none"> Lecture Discussion Explain using models, charts, slides, specimens Record book 	<ul style="list-style-type: none"> Short answer questions Objective type
VII	5	<ul style="list-style-type: none"> Describe the structure & function of Respiratory system 	The Respiratory System <ul style="list-style-type: none"> Structure of the organs of respiration Muscles of respiration: Intercostals and Diaphragm Alterations in disease Applications and implications in nursing 	<ul style="list-style-type: none"> Lecture Discussion Explain using models, torso, charts, slides, specimens Record book 	<ul style="list-style-type: none"> Short answer questions Objective type

Unit	Time (Hrs)	Learning Objectives	Content	Teaching Learning Activities	Assessment Methods
VIII	6	<ul style="list-style-type: none"> Describe the structure & function of Digestive system 	The Digestive System <ul style="list-style-type: none"> Structure of Alimentary tract and accessory organs of digestion Alterations in disease Applications and implications in nursing 	<ul style="list-style-type: none"> Lecture Discussion Explain using models, torso, charts, slides, specimens Record book 	<ul style="list-style-type: none"> Short answer questions Objective type
IX	4	<ul style="list-style-type: none"> Describe the structure & function of excretory system 	The Excretory System(Urinary) <ul style="list-style-type: none"> Structure of organs of urinary System: Kidney, ureters, urinary bladder, urethra, structure of skin Alterations in disease Applications and implications in nursing 	<ul style="list-style-type: none"> Lecture Discussion Explain using models, torso, charts, slides, specimens Record book 	<ul style="list-style-type: none"> Short answer questions Objective type
X	4	<ul style="list-style-type: none"> Describe the structure & function of endocrine system 	The Endocrine System <ul style="list-style-type: none"> Structure of Pituitary, Pancreas, thyroid, Parathyroid, thymus and adrenal glands Alterations in disease Applications and implications in nursing 	<ul style="list-style-type: none"> Lecture Discussion Explain using models, Torso, charts, slides, specimens Record book 	<ul style="list-style-type: none"> Short answer questions Objective type
XI	4	<ul style="list-style-type: none"> Describe the structure & function of Reproductive system 	The Reproductive System including breast <ul style="list-style-type: none"> Structure of female reproductive organs Structure of male reproductive organs Structure of breast Alterations in disease Applications and implications in nursing 	<ul style="list-style-type: none"> Lecture Discussion Explain using models, Torso, charts, slides, specimens Record book 	<ul style="list-style-type: none"> Short answer questions Objective type

Internal assessment: (25 Marks-Refer to regulations)

Three Unit test marks	45%
Two Assignment marks	25%
Model Exam	25%
Attendance	5%
Total	100%


PRINCIPAL
 Arulmigu Meenakshi College of Nursing

Bibliography:

1. Singh (I), Anatomy & Physiology for Nurses, JP Brothers Publications, 2005.
2. Kathleen (JW), Ross & Wilson Anatomy and Physiology in Health and Illness, Churchill Livingstone Publication, Philadelphia, 8th Edition, 1999.
3. Tortora, Principles of Anatomy & Physiology, John Wiley & Sons, New York, 8th Edition, 2003.



PRINCIPAL

**Arulmigu Meenakshi College of Nursing
Enathur, Kanchipuram.**

Physiology

Placement – First Year

Time: Theory – 60 hours

Course Description: The Course is designed to assist the students to acquire knowledge of the normal physiology of various human body systems and understand the alterations in physiology in disease and practice of nursing.

Unit	Time (Hrs)	Learning Objectives	Content	Teaching Learning Activities	Assessment Methods
I	4	<ul style="list-style-type: none"> Describe the physiology of cell, tissues, membranes and glands 	Cell Physiology <ul style="list-style-type: none"> Tissue – formation, repair Membranes & glands – functions Alterations in disease Applications and implications in nursing 	<ul style="list-style-type: none"> Lecture Discussion 	<ul style="list-style-type: none"> Short answer questions Objective type
II	4	<ul style="list-style-type: none"> Describe the bone formation and growth and movements of skeleton system 	Skeletal System <ul style="list-style-type: none"> Bone formation and growth Bones – Functions and movements of bones of axial and appendicular skeleton, bone healing Joints and joint movement Alterations in disease Applications and implications in nursing 	<ul style="list-style-type: none"> Lecture Discussion Explain using charts, models and films Demonstration of joint movements 	<ul style="list-style-type: none"> Short answer questions Objective type
III	4	<ul style="list-style-type: none"> Describe the muscle movements and tone and demonstrate muscle contraction and tone 	Muscular System <ul style="list-style-type: none"> Muscle movements, Muscle tone, Physiology of muscle contraction, levels and maintenance of posture Alterations in disease Applications and implications in nursing 	<ul style="list-style-type: none"> Lecture Discussion Explain using charts, models and films Demonstration of muscle movements, tone and contraction 	<ul style="list-style-type: none"> Short answer questions Objective type
IV	7	<ul style="list-style-type: none"> Describe the physiology of nerve stimulus, reflexes, brain cranial and spinal nerves Demonstrate reflex action and stimulus 	Nervous System <ul style="list-style-type: none"> Functions of Neuralgia & Neurons Stimulus & Nerve- Impulse- Definitions & Mechanism Functions of brain, spinal cord, cranial and spinal nerves Cerebrospinal fluid-composition, circulation and function Reflex arc, reflex action and reflexes Autonomic functions – <ul style="list-style-type: none"> Pain: Somatic, visceral and referred 	<ul style="list-style-type: none"> Lecture Discussion Explain using charts, models and films Demonstration of nerve stimulus reflex action, reflexes. 	<ul style="list-style-type: none"> Short answer questions Objective type

PRINCIPAL

Anulmigu Meenakshi College of Nursing
Enathur, Kanchipuram.

Unit	Time (Hrs)	Learning Objectives	Content	Teaching Learning Activities	Assessment Methods
			<ul style="list-style-type: none"> ▪ Autonomic learning and biofeedback ▪ Alterations in disease ▪ Applications and implications in nursing 		
V	8	<ul style="list-style-type: none"> • Describe the physiology of blood and functions of Heart • Demonstrate blood cell count, coagulation, grouping, Hb: BP and Pulse monitoring 	Circulatory System <ul style="list-style-type: none"> • Blood formation, composition, blood groups, blood coagulation • Hemoglobin: Structure, Synthesis and breakdown, Variation of molecules, estimation • Functions of Heart, Conduction, Cardiac cycle, circulation – Principles, Control, factors influencing BP and Pulse • Alterations in disease • Applications and implications in nursing 	<ul style="list-style-type: none"> • Lecture Discussion • Explain using charts, films • Demonstration of blood cell count, coagulation, grouping, Hemoglobin estimation, Heart conduction system. • Measurement of pulse, BP 	<ul style="list-style-type: none"> • Short answer questions • Objective type
VI	6	<ul style="list-style-type: none"> • Describe the physiology and mechanisms of respiration • Demonstrates spirometry 	The Respiratory System <ul style="list-style-type: none"> • Functions of respiratory organs • Physiology of respiration • Pulmonary ventilation, Volume • Mechanics of respiration • Gaseous exchange in lungs • Carriage of oxygen & carbon-dioxide • Exchange of gases in tissues • Regulation of respiration • Alterations in disease • Applications and implications in nursing 	<ul style="list-style-type: none"> • Lecture Discussion • Explain using charts, films • Demonstration of spirometry 	<ul style="list-style-type: none"> • Short answer questions • Objective type
VII	6	<ul style="list-style-type: none"> • Describe the physiology of digestive system • Demonstrates BMR 	The Digestive System <ul style="list-style-type: none"> • Functions of organs of digestive tract. Movements of alimentary tract, Digestion in mouth, stomach, small intestines, Large intestines, Absorption of food. Functions of liver, gall bladder and pancreas • Metabolism of carbohydrates, protein and fat 	<ul style="list-style-type: none"> • Lecture Discussion • Explain using charts, films 	<ul style="list-style-type: none"> • Short answer questions • Objective type
VIII	5	<ul style="list-style-type: none"> • Describe the physiology of excretory System 	The Excretory System <ul style="list-style-type: none"> • Functions of kidneys, ureters, urinary bladder & urethra • Composition of urine • Mechanism of urine formation 	<ul style="list-style-type: none"> • Lecture Discussion • Explain using charts, films 	<ul style="list-style-type: none"> • Short answer questions • Objective type

PRINCIPAL

Unit	Time (Hrs)	Learning Objectives	Content	Teaching Learning Activities	Assessment Methods
			<ul style="list-style-type: none"> • Functions of skin • Regulation of body temperature • Fluid and electrolyte balance Alterations in disease • Applications and implications in nursing 		
IX	4	<ul style="list-style-type: none"> • Describe the physiology of Sensory Organs 	The Sensory Organs <ul style="list-style-type: none"> • Functions of skin, eye, ear, nose, tongue. • Alterations in disease • Applications and implications in nursing 	<ul style="list-style-type: none"> • Lecture Discussion • Explain using charts, films 	<ul style="list-style-type: none"> • Short answer questions • Objective type
X	5	<ul style="list-style-type: none"> • Describe the physiology of Endocrine glands 	The Endocrine System <ul style="list-style-type: none"> • Functions of Pituitary, pineal body, thymus, Thyroid, parathyroid, pancreas, Suprarenal, Placenta and ovaries & Testes • Alterations in disease • Applications and implications in nursing 	<ul style="list-style-type: none"> • Lecture Discussion • Explain using charts, films 	<ul style="list-style-type: none"> • Short answer questions • Objective type
XI	5	<ul style="list-style-type: none"> • Describe the physiology of male and female reproductive system 	The Reproductive System <ul style="list-style-type: none"> • Reproduction of cells – DNA, Mitosis, Meiosis, Spermatogenesis, oogenesis. • Functions of female reproductive organs; Functions of breast, Female sexual cycle. • Introduction to embryology • Functions of male reproductive organs, Male function in reproduction, Male fertility system, <ul style="list-style-type: none"> • Alterations in disease • Applications and implications in nursing 	<ul style="list-style-type: none"> • Lecture Discussion • Explain using charts, films, models, specimens 	<ul style="list-style-type: none"> • Short answer questions • Objective type
XII	2	<ul style="list-style-type: none"> • Describe the physiology of Lymphatic and Immunological System 	Lymphatic and Immunological System <ul style="list-style-type: none"> • Circulation of lymph • Immunity <ul style="list-style-type: none"> ▪ Formation of T-cells and B cells ▪ Types of Immune response ▪ Antigens, Cytokines ▪ Antibodies 	<ul style="list-style-type: none"> • Lecture Discussion • Explain using charts, films 	<ul style="list-style-type: none"> • Short answer questions • Objective type

Jane

PRINCIPAL

Annamalai University
Annamalai Meenakshi College of Arts and Science
Enathur, Kanchipuram.

Internal assessment: (25 Marks-Refer to regulations)

Three Unit test marks	45%
Two Assignment marks	25%
Model Exam	25%
Attendance	5%
Total	100%

Reference Books

1. Sembulingam (K), Essentials of Medical Physiology, J.P.Brothers Publications, New Delhi, 4th Edition, 2006 .
2. Chaudhuri, Concise Medical Physiology, New Central Book Agency Pvt. Ltd., Calcutta, 4th Edition, 2002.
3. Kathleen (JW), Ross & Wilson Anatomy and Physiology in Health and Illness, Churchill Livingstone Publication, Philadelphia, 8th Edition, 1999.
4. Tortora, Principles of Anatomy & Physiology, John Wiley & Sons, New York, 8th Edition, 2003
5. Thibodeau (GA), Anthony's Textbook of Anatomy & Physiology, Elsevier, 18th Edition, 2007


PRINCIPAL
Arulmigu Meenakshi College of Nursing
Enathur, Kanchipuram.

Nutrition

Placement – First Year

Time: Theory – 40 hours

Practical – 20 hours

Course Description: The course is designed to assist the students to acquire knowledge of nutrition for maintenance of optimum health at different stages of life and its application for practice of nursing.

Unit	Time (Hrs)		Learning Objectives	Content	Teaching Learning Activities	Assessment Methods
	Th.	Pr.				
I	4		<ul style="list-style-type: none"> Describe the relationship between nutrition & health 	Introduction <ul style="list-style-type: none"> Nutrition: <ul style="list-style-type: none"> History Concepts Role of nutrition in maintaining health Nutritional problem in India National nutritional policy Factors affecting food and nutrition: Socio – economic, cultural, tradition, production, system of distribution, life style and food habits, etc. Role of food and its medicinal value. Classification of foods Food standards Elements of Nutrition: Macro and micro Calorie, BMR 	<ul style="list-style-type: none"> Lecture Discussion Explaining using charts Panel discussion 	<ul style="list-style-type: none"> Short answers Objective type
II	2		<ul style="list-style-type: none"> Describe the classification, functions, sources and recommended daily allowances (RDA) of Carbohydrates 	Carbohydrates <ul style="list-style-type: none"> Classification Caloric value Recommended daily allowances Dietary sources. Functions Digestion, absorption and storage, metabolism of carbohydrates Malnutrition: Deficiencies and over consumption 	<ul style="list-style-type: none"> Lecture Discussion Explaining using charts 	<ul style="list-style-type: none"> Short answers Objective type
III	2		<ul style="list-style-type: none"> Describe the classification, functions, sources and recommended daily allowances 	Fats <ul style="list-style-type: none"> Classification Caloric value Recommended daily allowances Dietary sources. Functions 	<ul style="list-style-type: none"> Lecture Discussion Explaining using charts 	<ul style="list-style-type: none"> Short answers Objective type

PRINCIPAL
Arulmigu Meenakshi College of Nursing
Enathur, Kanchipuram.

Unit	Time (Hrs)		Learning Objectives	Content	Teaching Learning Activities	Assessment Methods
	Th.	Pr.				
			(RDA) of fats	<ul style="list-style-type: none"> • Digestion, absorption and storage, metabolism • Malnutrition: Deficiencies and over consumption 		
IV	2		<ul style="list-style-type: none"> • Describe the classification, functions, sources and recommended daily allowances (RDA) of Protein 	Proteins <ul style="list-style-type: none"> • Classification • Caloric value • Recommended daily allowances • Dietary sources. • Functions • Digestion, absorption and storage, metabolism • Malnutrition: Deficiencies and over consumption 	<ul style="list-style-type: none"> • Lecture Discussion • Explaining using charts 	<ul style="list-style-type: none"> • Short answers • Objective type
V	3		<ul style="list-style-type: none"> • Describe the daily calorie requirement for different categories of people 	Energy <ul style="list-style-type: none"> • Unit of Energy – Kcal • Energy requirements of different categories of people • Measurements of energy • Body Mass Index (BMI) and basic metabolism • Basal Metabolic Rate (BMR) – determination and factors affecting 	<ul style="list-style-type: none"> • Lecture Discussion • Explaining using charts • Exercise • Demonstration 	<ul style="list-style-type: none"> • Short answers • Objective type
VI	4		<ul style="list-style-type: none"> • Describe the classification, functions, sources and recommended daily allowances (RDA) of Vitamins 	Vitamins <ul style="list-style-type: none"> • Classification • Recommended daily allowances • Dietary sources. • Functions • Absorption, synthesis, metabolism storage and excretion • Deficiencies • Hypervitaminosis 	<ul style="list-style-type: none"> • Lecture Discussion • Explaining using charts 	<ul style="list-style-type: none"> • Short answers • Objective type
VII	4		<ul style="list-style-type: none"> • Describe the classification, functions, sources and recommended daily allowances (RDA) of Minerals 	Mineral <ul style="list-style-type: none"> • Classification • Recommended daily allowances • Dietary sources. • Functions • Absorption, synthesis, metabolism storage and excretion • Deficiencies • Over consumption and toxicity 	<ul style="list-style-type: none"> • Lecture Discussion • Explaining using charts 	<ul style="list-style-type: none"> • Short answers • Objective type
VIII	3		<ul style="list-style-type: none"> • Describe the 	Water & electrolytes <ul style="list-style-type: none"> • Water: Daily requirements, 	<ul style="list-style-type: none"> • Lecture Discussion 	<ul style="list-style-type: none"> • Short answers

Unit	Time (Hrs)		Learning Objectives	Content	Teaching Learning Activities	Assessment Methods
	Th.	Pr.				
			sources, functions and requirements of water & electrolytes	regulation of water metabolism, distribution of body water, <ul style="list-style-type: none"> • Electrolytes: Types, sources, composition of body fluids. • Maintenance of fluid & electrolyte balance • Over hydration, dehydration and water intoxication • Electrolyte imbalances. 	<ul style="list-style-type: none"> • Explaining using charts 	<ul style="list-style-type: none"> • Objective type
IX	5	15	<ul style="list-style-type: none"> • Describe the cookery rules and preservation of nutrients and • Prepare serve simple beverages and different types of food. 	Cookery rules and preservation of nutrients <ul style="list-style-type: none"> • Principles, methods of cooking and serving <ul style="list-style-type: none"> ▪ Preservation of nutrients • Safe Food handling – toxicity • Storage of food • Food preservation, food additives and its principles • Prevention of food adulteration Act (PFA) • Food standards • Preparation of simple beverages and different types of food 	<ul style="list-style-type: none"> • Lecture Discussion • Demonstration • Practice Session 	<ul style="list-style-type: none"> • Short answers • Objective type • Assessment of practice sessions
X	7	5	<ul style="list-style-type: none"> • Describe and plan balanced diet for different categories of people 	Balanced Diet <ul style="list-style-type: none"> • Elements • Food groups • Recommended Daily Allowance • Nutritive value of foods • Calculation of balanced diet for different categories of people • Planning the menu • Budgeting of food • Introduction to therapeutic diets: Naturopathy – Diet. 	<ul style="list-style-type: none"> • Lecture Discussion • Explaining using charts • Practice Session • Meal Planning 	<ul style="list-style-type: none"> • Short answers • Objective type • Exercise on menu planning
XI	4		<ul style="list-style-type: none"> • Describe various National programmes related to Nutrition • Describe the role of nurse in assessment of nutritional 	Role of nurse in nutritional programmes <ul style="list-style-type: none"> • National programmes related to nutrition <ul style="list-style-type: none"> ▪ Vitamin A deficiency programme ▪ National iodine deficiency disorders (IDD) programme. ▪ Mid – day meal 	<ul style="list-style-type: none"> • Lecture Discussion • Explaining using charts • Slide/ Film shows • Demonstration of 	<ul style="list-style-type: none"> • Short answers • Objective type

PRINCIPAL

Unit	Time (Hrs)		Learning Objectives	Content	Teaching Learning Activities	Assessment Methods
	Th.	Pr.				
			status and nutrition education	programme <ul style="list-style-type: none"> ▪ Integrated child development scheme (ICDS) • National and International agencies working towards food / nutrition. <ul style="list-style-type: none"> ▪ NIPCCD, CARE, FAO, NIN, CFTRI (Central food technology and research institute) etc. • Assessment of nutritional status • Nutrition education and role of nurse. 	assessment of nutritional status	

Internal assessment for theory : (25 Marks-Refer to regulations)

Three Unit test marks	45%
Two Assignment marks	25%
Model Exam	25%
Attendance	5%
Total	100%

Reference:

1. Joshi (YK), Basics of Clinical Nutrition, Jaypee, Chennai, 2nd Edition, 2008.
2. Mahan (LK), Krause's Food, Nutrition, Diet & Therapy, Elsevier, 13th Edition, 2007.
3. Srilakshmi (B), Dietetics, New Age Int (P) Ltd., Publishers, Chennai, 5th Edition, 2007.

Biochemistry

Placement : First Year

Time : Theory 30 Hours

Course Description: This course is designed to enable students to acquire knowledge of the normal biochemical composition and functioning of human body and understand the alterations in biochemistry in disease for practice of nursing.

Unit	Time (Hrs)	Objectives	Content	Teaching Learning Activity	Assessment method
I	1	<ul style="list-style-type: none"> Describe the structure composition and functions of cell Differentiate between Prokaryote and eukaryote cell Identify techniques of Microscopy 	Introduction: <ul style="list-style-type: none"> Definition and significance in nursing Review of structure, Composition and Functions of cell Prokaryote and Eukaryote cell organization Microscopy 	<ul style="list-style-type: none"> Lecture discussion using charts, slides. Demonstrate use of microscope 	<ul style="list-style-type: none"> Short answer questions Objective type
II	6	<ul style="list-style-type: none"> Describe the structure and functions of cell membrane 	Structure and functions of Cell membrane: <ul style="list-style-type: none"> Fluid mosaic model tight junction, Cytoskeleton. Transport, mechanism: diffusion, osmosis, filtration, active. Channel, sodium pump. Acid base balance maintenance & diagnostic tests. <ul style="list-style-type: none"> ☐ PH buffers 	<ul style="list-style-type: none"> Lecture discussion 	<ul style="list-style-type: none"> Short answer questions Objective type
III	6	<ul style="list-style-type: none"> Explain the metabolism of carbohydrate 	Composition and metabolism of Carbohydrates: <ul style="list-style-type: none"> Types, Structure, composition and uses. <ul style="list-style-type: none"> ☐ Monosaccharide, Disaccharides, Polysaccharides, Oligosaccharides. Metabolism <ul style="list-style-type: none"> ☐ Pathways of glucose <ul style="list-style-type: none"> - Glycolysis - Gluconeogenesis: Cori's cycle, Tri carboxylic acid (TCA) cycle - Glycogenolysis - Pentose Phosphate pathways (Hexose mono phosphate) ☐ Regulation of blood 	<ul style="list-style-type: none"> Lecture discussion Demonstrate of blood glucose monitoring 	<ul style="list-style-type: none"> Short answer questions Objective type

PRINCIPAL

Arulmigu Meenakshi College of Nursing
Enathur, Kandi

Unit	Time (Hrs)	Objectives	Content	Teaching Learning Activity	Assessment method
			glucose level. Investigations and their Interpretations		
IV	4	<ul style="list-style-type: none"> Explain the metabolism of Lipids 	<p>Composition and metabolism of Lipids:</p> <ul style="list-style-type: none"> Types, structure, composition and uses of fatty acids : <ul style="list-style-type: none"> Nomenclature, Roles and Prostaglandins. Metabolism of fatty acid : <ul style="list-style-type: none"> Breakdown Synthesis Metabolism of triacylglycerols: Cholesterol Metabolism : <ul style="list-style-type: none"> Biosynthesis and its Regulation <ul style="list-style-type: none"> Bile salts and bilirubin Vitamin – D Steroid hormones Lipoproteins and their functions : <ul style="list-style-type: none"> VLDLs - IDLs, LDLs and HDLs Transport of lipids Atherosclerosis, Investigations and their interpretations. 	<ul style="list-style-type: none"> Lecture discussion using charts, slides. Demonstration of laboratory tests 	<ul style="list-style-type: none"> Short answer questions Objective type
V	6	<ul style="list-style-type: none"> Explain the metabolism of amino acid and proteins 	<p>Composition and metabolism of amino acids and Proteins</p> <ul style="list-style-type: none"> Types, structure, composition and uses of amino acids and proteins. Metabolism of amino acids and proteins : <ul style="list-style-type: none"> Protein synthesis, targeting and glycosylation. Chromatography Electrophoresis Sequencing Metabolism of Nitrogen : <ul style="list-style-type: none"> Fixation and Assimilation Urea Cycle Hemes and chlorophylls Enzymes and coenzymes: <ul style="list-style-type: none"> Classification 	<ul style="list-style-type: none"> Lecture discussion using charts, slides. Demonstration of laboratory tests 	<ul style="list-style-type: none"> Short answer questions Objective type

Handwritten signature

PRINCIPAL

Unit	Time (Hrs)	Objectives	Content	Teaching Learning Activity	Assessment method
			<ul style="list-style-type: none"> □ Properties □ Kinetics and Inhibition □ Control Investigations and their interpretations.		
VI	2	<ul style="list-style-type: none"> • Describe types, composition and utilization of vitamins & minerals 	Composition and vitamins and minerals: <ul style="list-style-type: none"> • Vitamins and minerals <ul style="list-style-type: none"> □ Structure □ Classification □ Properties □ Absorption □ Storage and transportation □ Normal Concentration Investigations and their interpretations.	<ul style="list-style-type: none"> • Lecture discussion using charts, slides. • Demonstration of laboratory tests 	<ul style="list-style-type: none"> • Short answer questions • Objective type
VII	3	<ul style="list-style-type: none"> • Describe Immunochemistry 	Immunochemistry <ul style="list-style-type: none"> • Immune response. • Structure and classification of immunoglobins. • Mechanism of antibody Production. • Antigens : HLA typing • Free radical and antioxidants. • Specialized Protein: Collagen, Elastin, Keratin, Myosin, Lens Protein. • Electrophoretic and Quantitative, determination of immunoglobins, ELISA etc. Investigations and their interpretations	<ul style="list-style-type: none"> • Lecture discussion using charts, slides. • Demonstration of laboratory tests 	<ul style="list-style-type: none"> • Short answer questions • Objective type

Internal assessment: (25 Marks- Refer to regulations)

Three Unit test marks	45%
Two Assignment marks	25%
Model Exam	25%
Attendance	5%
Total	100%



Reference:

1. Vasudevan (DM), Text Book of Biochemistry, J.P.Brothers Publication New Delhi, 3rd Edition, 2001.
2. Lehninger, Principles of Biochemistry, Worth Publishers, New York, 3rd Edition, 2002.
3. Strieler (L), (1988). Biochemistry, Freeman & Company, New York, 3rd Edition, 1988.
4. Murray (RK), Harper's Illustrated Biochemistry, McGraw Hill, New Delhi, 27th Edition, 2006.



PRINCIPAL

**Arulmigu Meenakshi College of Nursing
Enathur, Kanchipuram.**

Nursing Foundations

Placement: First Year

Time: Theory - 265 hours

Practical - 650 hours (200 lab and 450 clinical)

Course Description: This course is designed to help the students to develop an understanding of the philosophy, objectives, theories and process of nursing in various Supervised Clinical settings. It is aimed at helping the students to acquire knowledge, understanding and skills in techniques of nursing and practice them in Supervised Clinical settings.

Unit	Time (Hrs)	Learning Objective	Content	Teaching Learning Activities	Assessment Methods
I	10	<ul style="list-style-type: none"> Describe the concept of health, illness and health care agencies 	<p>Introduction</p> <ul style="list-style-type: none"> Concept of Health: Health – Illness continuum Factors influencing health Causes and risk factors for developing illness Body defences: Immunity and immunization Illness and illness Behaviour: Impact of illness on patient and family Health Care services: Health Promotion and Prevention, Primary Care, Diagnosis, Treatment, rehabilitation and Continuing Care Health care teams Types of health care agencies: Hospitals: Types, Organisation and Functions Health Promotion and Levels of Disease Prevention Primary health care and its delivery: Role of nurse 	<ul style="list-style-type: none"> Lecture discussion Visit to health care agencies 	<ul style="list-style-type: none"> Essay type Short answers Objective type
II	16	<ul style="list-style-type: none"> Explain concept and scope of nursing Describe values, code of ethics and professional conduct for nurses in India 	<p>Nursing as a profession</p> <ul style="list-style-type: none"> Definition and Characteristics of a profession Nursing: <ul style="list-style-type: none"> Definition, Concepts, philosophy, objectives Characteristics, nature and scope of nursing practice Functions of nurse Qualities of a nurse 	<ul style="list-style-type: none"> Lecture discussion Case discussion Role plays 	<ul style="list-style-type: none"> Essay type Short answers Objective type

PRINCIPAL

Arulmigu Meenakshi College of Nursing
Enathur, Kanchipuram.

Unit	Time (Hrs)	Learning Objective	Content	Teaching Learning Activities	Assessment Methods
			<ul style="list-style-type: none"> ▪ Categories of nursing personnel ▪ Nursing as a profession ▪ History of Nursing in India ▪ Values: Definition, Types, Values Clarification and values in professional Nursing: Caring and Advocacy ▪ Ethics: <ul style="list-style-type: none"> ▪ Definition and Ethical Principles ▪ Code of ethics and professional conduct for nurses 		
III	4	<ul style="list-style-type: none"> • Explain the admission and discharge procedure • Performs admission and discharge procedure 	Hospital admission and discharge <ul style="list-style-type: none"> ▪ Admission to the hospital ▪ Unit and its preparation-admission bed ▪ Admission procedure ▪ Special considerations ▪ Medico-legal issues ▪ Roles and Responsibilities of the nurse ▪ Discharge from the hospital ▪ Types: Planned discharge, LAMA and abscond, Referrals and transfers ▪ Discharge Planning ▪ Discharge procedure ▪ Special considerations ▪ Medico-legal issues ▪ Roles and Responsibilities of the nurse ▪ Care of the unit after discharge 	<ul style="list-style-type: none"> • Lecture discussion • Demonstration • Lab Practice • Supervised Clinical practice 	<ul style="list-style-type: none"> • Essay type • Short answers <ul style="list-style-type: none"> • Objective type • Assess skills with check list • Clinical practical examination
IV	10	<ul style="list-style-type: none"> • Communicate effectively with patient, families and team • members and maintain effective human relations (Projecting professional image) • Appreciate the importance of patient teaching in nursing 	Communication and Nurse patient relationship <ul style="list-style-type: none"> • Communication: Levels, Elements, Types, Modes, Process, Factors Influencing Communication • Methods of Effective Communication, <ul style="list-style-type: none"> - Attending skills - Rapport building skills - Empathy skills • Barriers to effective communication, 	<ul style="list-style-type: none"> • Lecture discussion • Role play and video film on the nurses Interacting with the patient • Practice Session on patient Teaching • Supervised Clinical practice 	<ul style="list-style-type: none"> • Essay type • Short answers • Objective type

Unit	Time (Hrs)	Learning Objective	Content	Teaching Learning Activities	Assessment Methods
			<ul style="list-style-type: none"> Helping Relationships (NPR): Dimensions of Helping Relationships, Phases of a helping relationship Communicating effectively with patient, families and team members and maintain effective human relations with special reference to communicating with vulnerable group (children, women, physically and mentally challenged and elderly) Patient Teaching: Importance, Purposes, Process, role of nurse and integrating teaching in Nursing Process 		
V	15	<ul style="list-style-type: none"> Explain the concept, uses, format and steps of nursing process Documents nursing process as per the format 	<p>The Nursing Process:</p> <ul style="list-style-type: none"> Critical Thinking and Nursing Judgment Critical Thinking: Thinking and Learning Competencies, Attitudes for Critical Thinking, Levels of Critical Thinking in Nursing. Nursing Process Overview: <ul style="list-style-type: none"> Application in Practice Nursing Process format: INC, Current format Assessment: Collection of data: Types, Sources, Methods Formulating Nursing Judgment: Data interpretation Nursing Diagnosis: <ul style="list-style-type: none"> Identification of client problems Nursing diagnosis statement Difference between medical and nursing diagnosis Planning Establishing Priorities 	<ul style="list-style-type: none"> Lecture discussion Demonstration Exercise Supervised Clinical practice 	<ul style="list-style-type: none"> Essay type Short answers Objective type

Paul
PRINCIPAL

Unit	Time (Hrs)	Learning Objective	Content	Teaching Learning Activities	Assessment Methods
			<ul style="list-style-type: none"> Establishing Goals and Expected Outcomes, Selection of interventions: Protocols and standing Orders Writing the Nursing Care plan Implementation Implementation the plan of care Evaluation Outcome of care Review and modify Documentation and Reporting 		
VI	4	<ul style="list-style-type: none"> Describe the purposes, types and techniques of recording and reporting 	<p>Documentation and Reporting:</p> <ul style="list-style-type: none"> Documentation: Purposes of Recording and reporting Communication within the Health Care Team, Types of records; ward records, medical / nursing records, Common Record - Keeping forms, Computerized documentation Guidelines for Reporting: Factual Basis, Accuracy, Completeness, Currentness, Organization, Confidentiality Methods of Recording, Reporting: Change -of shift reports: Transfer reports, Incident reports. Minimizing legal Liability through effective record keeping. 	<ul style="list-style-type: none"> Lecture discussion Demonstration Practice Session Supervised Clinical practice 	<ul style="list-style-type: none"> Essay type Short answers Objective type


PRINCIPAL
 Arulmigu Meenakshi College of Nursing
 Enathur, Kanchipuram.

Unit	Time (Hrs)	Learning Objective	Content	Teaching Learning Activities	Assessment Methods
VII	15	<ul style="list-style-type: none"> • Describe principles and techniques of monitoring and maintaining vital signs • Monitor and maintain vital signs 	<p>Vital signs:</p> <ul style="list-style-type: none"> • Guidelines for taking vital signs • Body temperature: <ul style="list-style-type: none"> • Physiology, Regulation, Factors affecting body temperature. • Assessment of body temperature: sites, equipments and technique, special Considerations. <ul style="list-style-type: none"> ○ Temperature alterations: Hyperthermia, Heatstroke Hypothermia ○ Hot and cold applications • Pulse: <ul style="list-style-type: none"> ○ Physiology and Regulation, Characteristics of the pulse, Factors affecting pulse ○ Assessment of pulse: sites, location, equipments and technique, special considerations ○ Alterations in pulse: • Respiration: <ul style="list-style-type: none"> ○ Physiology and Regulation, Mechanics of breathing Characteristics of the respiration, Factors affecting respiration ○ Assessment of respirations: technique, special considerations ○ Alterations in respiration • Blood pressure: <ul style="list-style-type: none"> ○ Physiology and Regulation, Characteristics of the blood pressure, Factors affecting blood pressure 	<ul style="list-style-type: none"> • Lecture discussion • Demonstration • Practice Session • Supervised Clinical practice 	<ul style="list-style-type: none"> • Essay type • Short answers • Objective type • Assess with check list and clinical practical examination

Jane

PRINCIPAL
Arulmigu Meenakshi College of Nursing
Enathur, Kanchipuram.

Unit	Time (Hrs)	Learning Objective	Content	Teaching Learning Activities	Assessment Methods
VIII	30	<ul style="list-style-type: none"> Describe purpose and process of health assessment Describe the health assessment of each body system Perform health assessment of each body system 	Health assessment <ul style="list-style-type: none"> Purposes Process of Health assessment <ul style="list-style-type: none"> Health History Physical examination <ul style="list-style-type: none"> Methods- Inspection, Palpation, Percussion, Auscultation, Olfaction Preparation for examination: patient and unit General assessment Assessment of each body system Recording of health assessment 	<ul style="list-style-type: none"> Lecture discussion Demonstration Practice on simulators Supervised Clinical practice 	<ul style="list-style-type: none"> Essay type Short answers Objective type
IX	5	<ul style="list-style-type: none"> Identifies the Various machinery, equipment and linen and their care 	Machinery, Equipment and linen <ul style="list-style-type: none"> Types: Disposables and reusables-Linen, rubber goods, glass ware, metal, plastics, furniture, machinery Introduction: <ul style="list-style-type: none"> Indent Maintenance Inventory 	<ul style="list-style-type: none"> Lecture discussion Demonstration 	<ul style="list-style-type: none"> Essay type Short answers Objective type
X	60	<ul style="list-style-type: none"> Describe the basic, physiological and psychosocial needs of patient Describe the principles and techniques for meeting basic, Physiological and psychosocial needs of patient Perform nursing assessment, plan, implement and evaluate the care for meeting basic, physiological and psychosocial needs of patient 	Meeting needs of patient <ul style="list-style-type: none"> Basic needs (Activities of daily living) <ul style="list-style-type: none"> Providing safe and clean environment: <ul style="list-style-type: none"> Physical-environment: Temperature, Humidity, Noise, Ventilation, light, Odour, pests control Reduction of Physical hazards: fire, accidents Safety devices: Restraints, side rails, airways, trapez etc. Role of nurse in providing safe and clean environment Hygiene:- 	<ul style="list-style-type: none"> Lecture discussion Demonstration Practice sessions Supervised Clinical practice 	<ul style="list-style-type: none"> Essay type Short answers Objective type Assess with check list and clinical practical examination

PRINCIPAL

Arulmigu Meenakshi College of Nursing
Enathur, Kanchipuram.

Unit	Time (Hrs)	Learning Objective	Content	Teaching Learning Activities	Assessment Methods
			<ul style="list-style-type: none"> - Factors Influencing Hygienic Practice - Hygienic care: Care of the Skin-Bath and pressure points, feet and nail, Oral cavity, Hair Care, Eyes, Ears, and Nose o Assessment, Principles, Type, Equipments, Procedure, Special Considerations - Patient environment: Room Equipment and linen, making patient beds o Types of beds and bed making □ Comfort:- <ul style="list-style-type: none"> - Factors Influencing Comfort - Comfort devices • Physiological needs: <ul style="list-style-type: none"> □ Sleep and Rest: <ul style="list-style-type: none"> - Physiology of sleep - Factors affecting sleep - Promoting Rest and sleep - Sleep Disorders □ Nutrition:- <ul style="list-style-type: none"> - Importance - Factors affecting nutritional needs - Assessment of Nutritional needs: Variables - Meeting Nutritional needs: Principles, equipments, procedure and special considerations. o Oral o Enteral : Naso/Orogastirc, gastrostomy o Parenteral: <ul style="list-style-type: none"> □ Urinary Elimination <ul style="list-style-type: none"> - Review of Physiology of Urine Elimination, Composition and characteristics of urine - Factors Influencing Urination - Alternation in Urinary Elimination <ul style="list-style-type: none"> - Types and Collection of 		

PRINCIPAL

Unit	Time (Hrs)	Learning Objective	Content	Teaching Learning Activities	Assessment Methods
			<p>urine specimen: Observation, urine testing</p> <ul style="list-style-type: none"> - Facilitating urine elimination: assessment, types, equipments, procedures and special considerations o Providing urinal / bed pan o Condom drainage o Perineal care o Catheterization o Care of urinary drainage o Care of urinary diversions o Bladder irrigation □ Bowel Elimination <ul style="list-style-type: none"> - Review of Physiology of Bowel Elimination , Composition and characteristics of faeces - Factors affecting Bowel elimination - Alteration in Bowel Elimination - Types and Collection of specimen of faeces: Observation - Facilitating bowel elimination: assessment, equipments, procedures and special considerations o Passing of Flatus tube o Enemas o Suppository o Sitz bath o Bowel wash o Care of Ostomies □ Mobility and Immobility <ul style="list-style-type: none"> - Principles of Body Mechanics - Maintenance of normal body Alignment and mobility] - Factors affecting body alignment and mobility - Hazards associated with immobility - Alternation in body 		

Handwritten signature

Unit	Time (Hrs)	Learning Objective	Content	Teaching Learning Activities	Assessment Methods
			<p>Alignment and mobility</p> <ul style="list-style-type: none"> - Nursing interventions for impaired Body <p>Alignment and Mobility: assessment, types, devices used, method and special considerations, rehabilitation aspects</p> <ul style="list-style-type: none"> o Range of motion exercises o Maintaining body alignment: Positions o Moving o Lifting o Transferring o Walking o Restraints □ Oxygenation - Review of Cardiovascular and respiratory Physiology - Factors Affecting Oxygenation - Alterations in oxygenation - Nursing interventions in oxygenation: assessment, types, equipment used, procedure and special considerations. o Maintenance of patent airway o Oxygen administration o Suction o Inhalations: dry and moist o Chest Physiotherapy and postural drainage o Care of Chest drainage o Pulse oximetry o CPR-Basic life support □ Fluid, electrolyte, and Acid-Base Balances - Review of Physiological Regulation of Fluid, Electrolyte, and Acid-Base Balances - Factors Affecting Fluid, Electrolyte and Acid-Base Balances - Alterations in Fluid, Electrolyte, and Acid- Base Balances - Nursing interventions in 		

Jane
PRINCIPAL

Unit	Time (Hrs)	Learning Objective	Content	Teaching Learning Activities	Assessment Methods
			Fluid, Electrolyte, and Acid – Base Imbalances: assessment, types, equipment, procedure and special considerations ○ Measuring fluid intake and output ○ Correcting Fluid, Electrolyte Imbalance: ✓ Replacement of fluids: Oral and Parenteral - Venipuncture, regulating IV Flow rates, changing IV solutions and tubing, Changing IV dressing, ✓ Administering Blood transfusion ✓ Restriction of fluids ● Psychosocial Needs □ Concepts of Cultural Diversity, Stress and Adaptation, Self-concept, Sexuality, Spiritual Health Coping with loss, death and grieving □ Assessment of psychosocial needs □ Nursing intervention for psychosocial needs - Assist with coping and adaptation - Creating therapeutic environment Recreational and diversional therapies		
XI	20	<ul style="list-style-type: none"> Describe principles and techniques for infection control and biomedical waste management in supervised Clinical settings 	Infection control in Clinical settings <ul style="list-style-type: none"> Infection control <ul style="list-style-type: none"> □ Nature of infection □ Chain of infection transmission □ Defenses against infection: natural and acquired □ Hospital acquired infection (Nosocomial infection) Concept of asepsis: medical asepsis, and surgical asepsis 	<ul style="list-style-type: none"> Lecture discussion Demonstration Practice session Supervised Clinical practice 	<ul style="list-style-type: none"> Essay type Short answers Objective type

Unit	Time (Hrs)	Learning Objective	Content	Teaching Learning Activities	Assessment Methods
			<ul style="list-style-type: none"> • Isolation precautions (Barrier nursing): <ul style="list-style-type: none"> – Hand washing: simple, hand antiseptics and surgical antiseptics (scrub) – Isolation: source and protective – Personal protecting equipments: types, uses and technique of wearing and removing – Decontamination of equipment and unit – Transportation of infected patients – Standard safety precautions (Universal precautions) – Transmission based precautions • Biomedical waste management: <ul style="list-style-type: none"> □ Importance □ Type of hospital waste □ Hazards associated with hospital waste □ Decontamination of hospital waste □ Segregation and Transportation and disposal 		
XII	40	<ul style="list-style-type: none"> • Explain the principles, routes, effects of administration of medications • Calculate conversions of drugs and dosages within and between systems of measurements 	Administration of Medications <ul style="list-style-type: none"> • General Principles/Considerations <ul style="list-style-type: none"> □ Purposes of Medication □ Principles: 5 rights, Special Considerations, 	<ul style="list-style-type: none"> • Lecture discussion • Demonstration • Practice session • Supervised Clinical practice 	<ul style="list-style-type: none"> • Essay type • Short answers • Objective type • Assess with check list and clinical practical

Jenck

PRINCIPAL
Arulmigu Meenakshi College of Nursing
Enathur, Kanchipuram.

Unit	Time (Hrs)	Learning Objective	Content	Teaching Learning Activities	Assessment Methods
		<ul style="list-style-type: none"> • Administer drugs by the following routes – oral, Intradermal, Subcutaneous Intramuscular, Intra Venous topical, inhalation 	<p>Prescriptions, Safety in Administering Medications and Medication Errors</p> <ul style="list-style-type: none"> <input type="checkbox"/> Drug forms <input type="checkbox"/> Routes of administration <input type="checkbox"/> Storage and maintenance of drugs and Nurses responsibility <input type="checkbox"/> Broad classification of drugs <input type="checkbox"/> Therapeutic Effect, Side Effects, Toxic Effects, Idiosyncratic Reaction, Allergic Reactions, Drug Tolerance, Drug Interactions, <input type="checkbox"/> Factors Influencing drug Action, <input type="checkbox"/> Systems of Drug Measurement: Metric System, Apothecary System, Household Measurements, Solutions. <input type="checkbox"/> Converting Measurements Units: Conversion within one system, Conversion between systems, Dosage Calculation, <input type="checkbox"/> Terminologies and abbreviations used in prescriptions of medications • Oral Drugs Administration: Oral, Sublingual and Buccal: Equipment, procedure • Parenteral <ul style="list-style-type: none"> <input type="checkbox"/> General principles: decontamination and disposal of syringes and needles <input type="checkbox"/> Types of parenteral therapies <input type="checkbox"/> Types of syringes, needles, canula, and 		examination

Handwritten signature

Unit	Time (Hrs)	Learning Objective	Content	Teaching Learning Activities	Assessment Methods
			<p>infusion sets</p> <ul style="list-style-type: none"> □ Protection from Needle stick Injuries: Giving Medications with a safety syringes □ Routes of parenteral therapies <ul style="list-style-type: none"> - Intradermal: purpose, site, equipment, procedure, special considerations - Subcutaneous: purpose, site, equipment, procedure, special considerations - Intra Venous: purpose, site, equipment, procedure, special considerations - Advanced techniques: Epidural, intrathecal, intraosseous, intraperitoneal, intraplural, intraarterial-Role of nurse ● Topical Administration: purposes, site, equipment, procedure, special considerations for <ul style="list-style-type: none"> □ Application to Skin □ Application to mucous membrane - Direct application of liquids-Gargle and swabbing the throat - Insertion of Drug into body cavity: Suppository/ medicated packing in rectum/vagina - Instillations:, Ear, Eye, Nasal, Bladder, and Rectal - Irrigations:Eye, Ear, Bladder, Vaginal and 		

Handwritten signature

PRINCIPAL

Arulmigu Meenakshi College of Nursing
Enathur, Kanchipuram.

Unit	Time (Hrs)	Learning Objective	Content	Teaching Learning Activities	Assessment Methods
			Rectal – Spraying: Nose and throat • Inhalation: Nasal, oral, endotracheal/tracheal (steam, oxygen and medications)- purposes, types, equipment, procedure, special considerations <input type="checkbox"/> Recording and reporting of medications administered		
XIII	10	<ul style="list-style-type: none"> Describe the pre and post operative care of patients Explain the process of wound healing Explain the principles and techniques of wound care Perform care of wounds 	Meeting needs of Perioperative patients <ul style="list-style-type: none"> Definition and concept of Perioperative Nursing Preoperative Phase <ul style="list-style-type: none"> <input type="checkbox"/> Preparation of patient for surgery Intraoperative <ul style="list-style-type: none"> <input type="checkbox"/> Operation theatre set up and environment <input type="checkbox"/> Role of nurse Postoperative Phase <ul style="list-style-type: none"> <input type="checkbox"/> Recovery unit <input type="checkbox"/> Post operative unit <input type="checkbox"/> Postoperative care, Wounds: types, Classifications, wound Healing Process, Factors affecting Wound, Complications of Wound Healing Surgical asepsis Care of the wound: types, equipments, procedure and special considerations <ul style="list-style-type: none"> <input type="checkbox"/> Dressings, Suture care, <input type="checkbox"/> Care of Drainage <input type="checkbox"/> Application of Bandages, Binders, Splints & Slings <input type="checkbox"/> Heat and Cold Therapy 	<ul style="list-style-type: none"> Lecture discussion Demonstration Practice session Supervised Clinical practice 	<ul style="list-style-type: none"> Essay type Short answers Objective type Assess with check list and clinical practical examination
XIV	15	<ul style="list-style-type: none"> Explain care of patients having alterations in body 	Meeting special needs of the patient <ul style="list-style-type: none"> Care of patients having 	<ul style="list-style-type: none"> Lecture discussion Case 	<ul style="list-style-type: none"> Essay type Short answers

Unit	Time (Hrs)	Learning Objective	Content	Teaching Learning Activities	Assessment Methods
		functioning	<ul style="list-style-type: none"> - alternation in Temperature (hyper and hypothermia); Types, Assessment, Management - Sensorium (Unconsciousness); Assessment, Management - Urinary Elimination (retention and incontinence) Assessment, Management - Functioning of sensory organs: (Visual & hearing impairment) - Assessment of Self-Care ability - Communication Methods and special considerations - Mobility (physically challenged, cast), assessment of Self-care ability: Communication Methods and special considerations - Mental state (Mentally challenged) assessment of Self-Care ability; - Communication Methods and special considerations - Respiration (distress); Types, Assessment, Management - Comfort- (Pain)- Nature, Types, Factors influencing pain, Coping, assessment, Management; • Treatments related to gastrointestinal system: nasogastric suction, gastric irrigation, gastric analysis 	<ul style="list-style-type: none"> discussions • Supervised Clinical practice 	<ul style="list-style-type: none"> • Objective type


PRINCIPAL
 Arulmigu Meenakshi College of Nursing
 Enathur, Kanchipuram.

Unit	Time (Hrs)	Learning Objective	Content	Teaching Learning Activities	Assessment Methods
XV	5	<ul style="list-style-type: none"> Explain care of terminally ill patient 	Care of Terminally ill patient <ul style="list-style-type: none"> Concepts of Loss, Grief, grieving Process Signs of clinical death Care of dying patient: special considerations <ul style="list-style-type: none"> Advance directives: euthanasia, will, dying declaration, organ donation etc Medico-legal issues Care of dead body: equipment, procedure and care of unit Autopsy Embalming 	<ul style="list-style-type: none"> Lecture discussion Demonstration Case discussions /Role play Practice session Supervised Clinical practice 	<ul style="list-style-type: none"> Essay type Short answers Objective type
XVI	6	<ul style="list-style-type: none"> Explain the basic concepts of conceptual and theoretical models of nursing 	Professional Nursing concepts and practices <ul style="list-style-type: none"> Conceptual and theoretical model of nursing practice: Introduction to models- holistic model, health belief model, health promotion model, etc Introduction to Theories in Nursing; Peplau's, Henderson's, Orem's, Neuman's, Roger's and Roy's Linking theories with nursing process 	<ul style="list-style-type: none"> Lecture discussion 	<ul style="list-style-type: none"> Essay type Short answers Objective type

Internal assessment for theory : (25 Marks-Refer to regulations)

Three Unit test marks	45%
Two Assignment marks	25%
Model Exam	25%
Attendance	5%
Total	100%


PRINCIPAL
 Arulmigu Meenakshi College of Nursing
 Enathur, Kanchipuram.

Reference

1. Potter & Perry, Fundamentals of Nursing, Elsevier, 6th Edition.
2. Harkreader, Fundamentals of Nursing: Catering and Clinical Judgment, Elsevier, 3rd Edition
3. Kozier, Fundamentals of Nursing: Concepts, Process & Practice, Pearson, 7th Edition
4. Taylor, Fundamentals of Nursing: Arts and science of Nursing Process, Saunders, 7th Edition.
5. Fuller, Health Assessment: Nursing Approach, Lippincott, 3rd Edition
6. Ackley (BJ), Nursing Diagnosis Handbook: An evidence based guide to planning care, Mosby, 8th Edition
7. Craven, Fundamentals of Nursing: Human health & function, LWW, 5th Edition.



PRINCIPAL

**Arulmigu Meenakshi College of Nursing
Enathur, Kanchipuram.**

Nursing Foundations - Practical

Placement: First Year

Time: Practical - 650 hours

(200 lab and 450 clinical)

Course Description: This course is designed to help the students to develop an understanding of the philosophy, objectives, theories and process of nursing in various clinical settings. It is aimed at helping the students to acquire knowledge, understanding and skills in techniques of nursing and practice them in clinical settings.

Area	Time (Hrs)	Objective	Skills	Assignments	Assessment Methods
Demonstration Lab General, Medical and Surgery ward	200- 450 Minimum practice time in clinical area	<ul style="list-style-type: none"> Performs admission and discharge procedure Prepares nursing care plan as per the nursing process format 	<p>Hospital admission and discharge (III) :-</p> <ul style="list-style-type: none"> Admission Prepare Unit for new patient Prepare admission bed Performs admission Procedure New Patient Transferin Prepare patient records <p>Discharge / Transfer out :</p> <ul style="list-style-type: none"> Gives discharge counseling Perform discharge procedure (Planned discharge, LAMA and abscond, Referrals and transfers) Prepare records of discharge / transfer. Dismantle, and disinfect unit and equipment after discharge / transfer. <p>Perform assessment :</p> <ul style="list-style-type: none"> History taking, Nursing diagnosis, problem list, Prioritization, Goals & Expected Outcomes, Selection of interventions. Write Nursing Care plan Given care as per the plan 	<ul style="list-style-type: none"> Practice in Unit/hospital Write nursing process records of patient Simulated – 1 Actual -1 	<ul style="list-style-type: none"> Evaluate with checklist Assessment of clinical performance with rating scale Completion of practical record Assessment of nursing process records with checklist Assessment of actual care given with rating scale

Handwritten signature
PRINCIPAL
 Arulmigu Meenakshi College of Nursing
 Enathur, Kanchipuram.

Area	Time (Hrs)	Objective	Skills	Assignments	Assessment Methods
		<ul style="list-style-type: none"> • Communicate effectively with patient, families and team members and • Maintain effective human relations • Develops plan for patient teaching • Prepare patient reports • Presents reports • Monitor vital signs • Perform health assessment of each body system • Provide basic nursing care to patients 	<p>Communication :</p> <ul style="list-style-type: none"> • Use verbal non verbal communication techniques <p>Prepare a plan for patient teaching session</p> <p>Write patient report :</p> <ul style="list-style-type: none"> • Change -of shift reports, Transfer reports, incidents reports etc. • Presents patient report <p>Vital signs :</p> <ul style="list-style-type: none"> • Measure, Records and interpret alterations in body temperature, pulse respiration and blood pressure. <p>Health assessment :</p> <ul style="list-style-type: none"> • Health History taking • Perform assessment : <ul style="list-style-type: none"> • General • Body system • Use various methods of physical examination <ul style="list-style-type: none"> • Inspection, Palpation, Percussion, Auscultation, Olfaction. • Identification of system wise deviations. <p>Prepare patient's unit :</p> <ul style="list-style-type: none"> • Prepare beds: <ul style="list-style-type: none"> • Open, closed, occupied, operation, amputation, • Cardiac, fracture, burn, Divided, & Fowlers bed • Pain assessment and provision for comfort. Use comfort devices Hygienic care <ul style="list-style-type: none"> • Oral Hygiene 	<ul style="list-style-type: none"> • Role-plays in simulated situations on communication techniques-1 • Health talk-1 • Write nurses notes and present the patient report of 2-3 assigned patient • Lab practice • Measure Vital signs of assigned patient • Practice in lab & hospital • Simulated exercise on CPR manikin 	<ul style="list-style-type: none"> • Assess role plays with the check-list on Communication techniques • Assess health talk with the check list • Assessment of communication techniques by rating scale • Assessment of performance with rating scale • Assessment of each skill with checklist • Completion of activity record • Assessment of each skill with rating scale • Completion of activity

Area	Time (Hrs)	Objective	Skills	Assignments	Assessment Methods
			<ul style="list-style-type: none"> • Baths and care of pressure points. • Hair wash, Pediculosis treatment. Feeding : • Oral, Enteral, Naso / Orogastric, gastrostomy and Parenteral feeding. • Naso -gastric insertion, suction, and irrigation. Assisting patient in urinary elimination: • Provides urinal / bed pan • Condom drainage • Perineal care • Catheterization • Care of urinary drainage Bladder irrigation Assisting bowel Elimination : • Insertion of Flatus tube. • Enemas • Insertion of suppository. Bowel wash, Body Alignment and Mobility : • Range of motion exercises • Positioning: - Recumbent, Lateral (rt / lt) Fowlers, Sims, Lithotomy, Prone, Trendelenburg position. • Assist patient in moving lifting, transferring , walking. • Restraints. • Oxygen administration • Suctioning: Oropharyngeal, nasopharyngeal • Chest physiotherapy and postural drainage Care of Chest drainage • CPR - Basic life support • Intravenous therapy 	<ul style="list-style-type: none"> • Observation study -2 • Department of Infection 	<p>record</p>

Handwritten signature

PRINCIPAL

Area	Time (Hrs)	Objective	Skills	Assignments	Assessment Methods
		<ul style="list-style-type: none"> • Perform infection control procedures • Provide care to pre and post operative patients • Perform procedures for care of wounds • Administer drugs 	<ul style="list-style-type: none"> • Blood and blood component therapy • Collect / assist for collection of specimens for investigations urine, sputum, faces, vomitus, blood and other body fluids <ul style="list-style-type: none"> <input type="checkbox"/> Perform lab tests:- <ul style="list-style-type: none"> Urine: - Sugar, albumin, acetone Blood: - Sugar (with strip/ gluco-meter) Hot and cold application: local and general Sitz bath Communicating and assisting with self-care of visually & hearing impaired patients. Communicating and assisting with self-care of mentally challenged / disturbed patient. Recreational and divertional therapies Caring of patient with alteration in sensorium. Infection control: - Perform following Procedures: <ul style="list-style-type: none"> <input type="checkbox"/> Hand washing techniques <input type="checkbox"/> Simple, hand antiseptics and surgical antiseptics (scrub). <input type="checkbox"/> Prepare isolation unit in lab / ward. <input type="checkbox"/> Practice technique of wearing and removing Personal protective equipment (PPE) <input type="checkbox"/> Practice Standard safety Precautions (Universal Precautions) Decontamination of 	<ul style="list-style-type: none"> control & CSSD • Visits CSSD write observation report – 1 • Collection of samples for culture • Do clinical posting in infection control department and write report • Practice in lab/ward 	<ul style="list-style-type: none"> • Assess observation study with checklist • Evaluate all procedures with checklist

JMK

PRINCIPAL

Area	Time (Hrs)	Objective	Skills	Assignments	Assessment Methods
		<ul style="list-style-type: none"> • Provide care to dying and dead • Counsel and support relatives 	<p>equipment and unit: -</p> <ul style="list-style-type: none"> • Surgical asepsis: • Sterilization <ul style="list-style-type: none"> <input type="checkbox"/> Handling sterilized equipment <input type="checkbox"/> Calculate strengths of lotions, <input type="checkbox"/> Prepare lotions <input type="checkbox"/> Care of articles <p>Pre and post operative care: -</p> <ul style="list-style-type: none"> • Skin Preparations for surgery: Local • Preparation of post operative unit • Pre & Post operative teaching and counseling. • Pre & Post operative monitoring. • Care of the wound • Dressings, Suture Care, care of Drainage, Application of Bandages, Binders, splints & Slings. • Bandaging of various body parts. <p>Administration of Medications: -</p> <ul style="list-style-type: none"> • Administer Medications in different forms and routes. • Oral, Sublingual and Buccal, • Parenteral: Intradermal, subcutaneous, Intramuscular etc. • Assist with Intra venous medications • Drug measurements and dose calculations. • Preparation of lotions and solutions. • Administers topical applications. • Insertion of drug into body cavity: Suppository & medicated packing etc. • Instillation of medicines and spray into Ear, Eye, Nose, and throat. 		

Prave

PRINCIPAL

Area	Time (Hrs)	Objective	Skills	Assignments	Assessment Methods
			<ul style="list-style-type: none"> • Irrigations: - Eye, Ear, Bladder, vagina and rectum. • Inhalations: dry and moist <p>Care of dying patient: -</p> <ul style="list-style-type: none"> • Caring and packing of dead body. • Counseling and supporting grieving relatives. • Terminal care of the unit. 		

Internal assessment for Practical: (100 Marks/ 50 Marks- Refer to regulations)

Continuous Evaluation of Clinical Performance	30%
Clinical assignment (Case study/ Practical record/Case book)	20%
Clinical Presentation	10%
Observational /field visit/ Health talk	10%
Model Practical Examination	30%
Total	100%


PRINCIPAL

Arulmigu Meenakshi College of Nursing
Enathur, Kanchipuram.

Psychology

Placement: First Year

Time: Theory - 60 hours

Course Description: This course is designed to assist the students to knowledge of fundamentals of psychology and develop an insight into behavior of self and others. Further it is aimed at helping them to practice the principles of mental hygiene for promoting mental health in nursing practice.

Unit	Time (Hrs)	Learning Objective	Content	Teaching Learning Activities	Assessment Methods
I	2	<ul style="list-style-type: none"> Describe the history, scope and methods of psychology 	Introduction: <ul style="list-style-type: none"> History and origin of science of Psychology Definitions and scope of Psychology Relevance to Nursing Methods of Psychology 	<ul style="list-style-type: none"> Lecture Discussion 	<ul style="list-style-type: none"> Essay type Short answers
II	4	<ul style="list-style-type: none"> Explain the biology of human behaviour. 	Biology of behavior: - Body mind relationship – Modulation process in Health and illness. Genetics and behavior : Heredity and environment Brain and Behavior: Nervous system, Neurons and synapse. <ul style="list-style-type: none"> Association Cortex, Rt and Lt Hemispheres Psychology of Sensations Muscular and glandular controls of behavior. Nature of behavior of an organism / integrated responses 	<ul style="list-style-type: none"> Lecture Discussion 	<ul style="list-style-type: none"> Essay type Short answers
III	20	Describe various cognitive processes and their applications	Cognitive Processes: <ul style="list-style-type: none"> Attention: Types, determinants, Duration, and Degree, alterations. Perception: - Meaning, Principles, factors affecting, errors. Learning Nature: - Types, learner and learning, factors influencing, laws and theories, process, transfer, study habits. Memory: - Meaning, types, nature, factors influencing, development theories methods of memorizing and Forgetting. Thinking: - Types and levels, stages of development, Relationship with language and communication. 	<ul style="list-style-type: none"> Lecture Discussion Psychometric assessment: Practice Sessions 	<ul style="list-style-type: none"> Essay type Short answers

PRINCIPAL

Unit	Time (Hrs)	Learning Objective	Content	Teaching Learning Activities	Assessment Methods
			<ul style="list-style-type: none"> • Intelligence: - Meaning, Classification, Uses, theories. • Aptitude: - Concept, types, Individual differences and variability. • Psychometric assessments of cognitive, Processes. • Alterations in cognitive processes • Applications 		
IV	8	Describe the motivation, emotions, stress, attitudes and their influence on behavior.	<p>Motivation and Emotional Processes:</p> <ul style="list-style-type: none"> • Motivation: Meaning, Concepts, Types, Theories, Motives and behavior, Conflict and frustration, conflict resolution. • Emotions & Stress : <ul style="list-style-type: none"> □ Emotion: - Definition, components, Changes in emotions, theories, emotional adjustments, emotions in health and illness. □ Stress : Stressor, cycle, effect, adaptation & Coping • Attitude: - Meaning, nature, development, factors affecting. Behavior and attitudes. □ Attitudinal Change • Psychometric assessments of emotions and attitudes. <p>Alterations in emotions</p> <ul style="list-style-type: none"> • Applications. 	<ul style="list-style-type: none"> • Lecture • Discussion • Role plays • Case Discussion • Demonstration 	<ul style="list-style-type: none"> • Essay type • Short answers
V	7	Explain the concepts of personality and its influence on behavior	<p>Personality:</p> <ul style="list-style-type: none"> • Definitions, topography , factors affecting personality, types, theories. • Psychometric assessments of personality. • Alterations in personality • Applications. 	<ul style="list-style-type: none"> • Lecture • Discussion • Demonstration 	<ul style="list-style-type: none"> • Essay type • Short answers
VI	7	Describe psychology of people during the life cycle	<p>Developmental Psychology:</p> <ul style="list-style-type: none"> • Psychology of people at different ages from infancy to old age. • Psychology of vulnerable individuals – Challenged, women, sick, etc. • Psychology of groups. 	<ul style="list-style-type: none"> • Lecture • Discussion • Case Discussion 	<ul style="list-style-type: none"> • Essay type • Short answers
VII	8	Describe the characteristics of mentally healthy person,	<p>Mental hygiene and mental Health:</p> <ul style="list-style-type: none"> • Concepts of mental hygiene and mental health. • Characteristics of mentally healthy person. 	<ul style="list-style-type: none"> • Lecture • Discussion • Role plays • Case 	<ul style="list-style-type: none"> • Essay type • Short answers

PRINCIPAL

Unit	Time (Hrs)	Learning Objective	Content	Teaching Learning Activities	Assessment Methods
		explain ego defense mechanisms	<ul style="list-style-type: none"> • Warning signs of poor mental health • Promotive and Preventive mental health strategies and services. • Ego Defense mechanisms and implications. • Personal and social adjustments. • Guidance and Counseling • Role of nurse 	Discussion <ul style="list-style-type: none"> • Demonstration 	
VIII	4	<ul style="list-style-type: none"> • Explain the psychological assessments and role of nurse 	Psychological assessment & tests: - Types, development, Characteristics, Principles, Uses, Interpretations, and role of nurse in psychological assessment.	<ul style="list-style-type: none"> • Lecture • Discussion • Demonstration • Practice sessions 	<ul style="list-style-type: none"> • Assessment of Practice

Internal assessment for theory : (25 Marks –Refer to regulations)

Three Unit test marks	45%
Two Assignment marks	25%
Model Exam	25%
Attendance	5%
Total	100%

References:

1. Morgon (CT), Introduction to Psychology, Tata McGraw Hill, New Delhi, 20th edition, 2003.
2. Atkinson (RL), Hilgard's Introduction to psychology, Harcourt college publishers, Philadelphia, 13th edition, 2000.
3. Shelley, Taylor's Health Psychology, Tata McGraw hill publishing co. Ltd, Sidney, 6th Edition 2006.
4. Santrock (JW), Educational Psychology, Tata McGraw Hill Pub. Co. Ltd., Sidney 2006.
5. Fernald (L.D) Introduction to Psychology A.I.T.B.S. Pub. New Delhi 2006.
6. Mangal (SK), Advanced Educational Psychology, Pentice Hall of India, New Delhi, 2nd Edition, 2006.
7. Gross (R), Psychology for Nurses and Allied Health Professionals, Hodder Arnold, London, 2007.



PRINCIPAL

**Arulmigu Meenakshi College of Nursing
Enathur, Kanchipuram.**

Microbiology

Placement: First Year

Time: Theory - 60 Hours (Theory 45+15 lab)

Course Description: - This course is designed to enable students to acquire understanding of fundamentals of Microbiology and identification of various Microorganisms. It also provides opportunities for practicing infection control measures in hospital and community settings.

Unit	Time (Hrs)		Learning Objective	Content	Teaching Learning Activities	Assessment Methods
	Th	Pr				
I	5		<ul style="list-style-type: none"> Explain concepts and principles of microbiology and their importance in nursing. 	Introduction: - <ul style="list-style-type: none"> Importance and relevance to nursing Historical Perspective Concepts and terminology Principles of microbiology 	<ul style="list-style-type: none"> Lecture Discussion 	<ul style="list-style-type: none"> Short answers Objective type
II	10	5	Describe structure, classification morphology and growth of bacteria, identify microorganisms.	General characteristics of Microbes: - <ul style="list-style-type: none"> Structure and classification of Microbes. Morphological types. Size and form of bacteria. Motility Colonization Growth and nutrition of microbes: <ul style="list-style-type: none"> Temperature Moisture Blood and body fluids Laboratory methods for Identification of Micro – Organisms. Staining Techniques, Gram staining, Acid fast staining, Hanging drop preparation Culture: Various Medias. 	<ul style="list-style-type: none"> Lecture Discussion Demonstration 	<ul style="list-style-type: none"> Short answers Objective type
III	10	2	Describe the methods of infection control, identify the role of nurse in hospital infection control programme	Infection Control: - <ul style="list-style-type: none"> Infection: Sources Portals of entry and exit, transmission. Asepsis Disinfection: Types and methods. Sterilization: Types and Methods. Chemotherapy and antibiotics. Standard safety measures. 	<ul style="list-style-type: none"> Lecture Discussion Demonstration Visits to CSSD Clinical practice 	<ul style="list-style-type: none"> Short answers Objective type

Unit	Time (Hrs)		Learning Objective	Content	Teaching Learning Activities	Assessment Methods
	Th	Pr				
				<ul style="list-style-type: none"> • Biomedical waste management. • Role of nurse . • Hospital acquired infection. • Hospital infection control programme □ Protocols, collection of samples, preparation of report and status of rate of infection in the unit/ hospital nurses accountability, continuing education etc. 		
IV	12	4	Describe the different disease producing organisms.	Pathogenic organisms: - <ul style="list-style-type: none"> • Micro-organisms : Cocci – gram positive and gram negative Bacilli – gram positive and gram negative Spirochaete □ Mycoplasma □ Rickettsiae Chlamydiae • Viruses • Fungi – Superficial and Deep mycoses • Parasites • Rodents & vectors Characteristics, Source, Portal of entry, transmission of infection. Identification of disease producing micro – organisms Collection , handling and transportation of various specimens.	<ul style="list-style-type: none"> • Lecture • Discussion • Demonstration • Clinical practice 	<ul style="list-style-type: none"> • Short answers • Objective type
V	8	4	Explain the concept of immunity, hypersensitivity and immunization	Immunity: <ul style="list-style-type: none"> • Immunity – Types, Classification • Antigen and antibody reaction. • Hypersensitivity – skin test • serological tests. • Immunoprophylaxis : □ Vaccines & sera– Types & Classification, Storage and handling cold chain. □ Immunization for various diseases □ Immunization Schedule 	<ul style="list-style-type: none"> • Lecture • Discussion • Demonstration • Clinical practice 	<ul style="list-style-type: none"> • Short answers • Objective type

Jeeva
PRINCIPAL

Internal assessment: (25 Marks Refer to regulations)

Three Unit test marks	45%
Two Assignment marks	25%
Model Exam	25%
Attendance	5%
Total	100%

Reference :

1. Ananthanarayanan (R), Textbook of Microbiology, Orient Longman Ltd., Madras, 1994.
2. Bhatia (R), Essentials of Medical Microbiology, J.P Brotheres Publishers, New Delhi, 3rd Edition, 2004.
3. Ichhpujani (RL), Microbiology for Nurses, J.P Brotheres Publishers, New Delhi, 2nd Edition, 2003.


PRINC
Arulmigu Meenakshi College of Nursing
Enathur, Kanchipuram.

Introduction to Computer

Placement: First Year

Time: Theory - 45 Hours

Course Description: - This course is designed for students to develop basic understanding of uses of computer and its applications in nursing.

Unit	Time (Hrs)		Learning Objective	Content	Teaching Learning Activities	Assessment Methods
	Th	Pr				
I	3		Identify and define various concepts used in computer, identify application of computer in nursing.	Introduction: <ul style="list-style-type: none"> • Concepts of computers. • Hardware and Software: trends and technology • Application of computers in nursing 	<ul style="list-style-type: none"> • Lecture • Discussion • Demonstration 	<ul style="list-style-type: none"> • Short answers • Objective type
II	6	20	Describe and use the Disk Operating System, Demonstrate skill in the use of MS Office.	Introduction to disk – operating system: <ul style="list-style-type: none"> • DOS • Windows (all version) Introduction : <ul style="list-style-type: none"> • MS – Word • MS – Excel with pictorial presentation • MS – Access • MS – Power point 	<ul style="list-style-type: none"> • Lecture • Discussion • Demonstration • Practice session 	<ul style="list-style-type: none"> • Short answers • Objective type • Practical Exam
III	2	3	Demonstrate skill in using multi- media, identify features of computer aided teaching and testing	Multimedia: - types & uses <ul style="list-style-type: none"> • Computer aided teaching & testing. 	<ul style="list-style-type: none"> • Lecture • Discussion • Demonstration 	<ul style="list-style-type: none"> • Short answers • Objective type • Practical Exam and Viva Voce
IV	1	3	Demonstrate use of internet and Email.	Use of Internet and e – mail	<ul style="list-style-type: none"> • Lecture • Discussion • Demonstration • Practice session 	<ul style="list-style-type: none"> • Short answers • Objective type • Practical Exam and Viva Voce
V	2	2	Describe and use the statistical packages.	Statistical packages: Types and their features.	<ul style="list-style-type: none"> • Lecture • Discussion • Demonstration • Practice session 	<ul style="list-style-type: none"> • Short answers • Objective type • Practical Exam and Viva Voce

June
PRINCIPAL

VI	1	2	Describe the use of Hospital Management System.	Hospital Management System: Types and uses.	<ul style="list-style-type: none"> • Lecture Discussion • Demonstration 	<ul style="list-style-type: none"> • Short answers • Objective type • Practical Exam and Viva Voce
----	---	---	---	---	---	---

Internal assessment: (25 Marks – Refer to regulations)

Three Unit test marks	45%
Two Assignment marks	25%
Model Exam	25%
Attendance	5%
Total	100%

References

- 1.N.K.Anand & Shikha Goel ,Computers for Nurses, A.I.T.B.S. Publishers ,India.2009.
2. Thacker N Computers for Nurses, India. 2009


PRINCIPAL
 Arulmigu Meenakshi College of Nursing
 Enathur, Kanchipuram.

Sociology

Placement : Second Year

Time : Theory 60 Hours

Course Description: This course is designed to introduce the concepts of sociology related to community and social institutions in India and its relationship with health, illness and nursing.

Unit	Time (Hrs)	Learning Objectives	Content	Teaching Learning Activity	Assessment method
I	1	<ul style="list-style-type: none"> State the importance of sociology in Nursing 	Introduction <ul style="list-style-type: none"> Definition of Sociology Nature and Scope of the discipline Importance and application of sociology in Nursing 	<ul style="list-style-type: none"> Lecture Discussion 	<ul style="list-style-type: none"> Essay type Short answers
II	3	<ul style="list-style-type: none"> Describe the inter-relationship of individual in society and community 	Individual & Society <ul style="list-style-type: none"> Society and Community Nature of Society Difference between society and community Process of socialization and individualization Personal disorganization 	<ul style="list-style-type: none"> Lecture Discussion 	<ul style="list-style-type: none"> Essay type Short answers
III	3	<ul style="list-style-type: none"> Describe the influence of culture on health and disease 	Culture <ul style="list-style-type: none"> Nature of culture Evolution of culture Diversity and uniformity of culture Culture and socialization Transcultural society Influence on health and disease Biodiversity and its conservation: <ul style="list-style-type: none"> Introduction Definition: Genetics species and ecosystem diversity. Biogeographical classification of India Value of Biodiversity: consumptive use, Productive use, Social , ethical, aesthetic and option values Bio diversity at global, national and local levels. India has a mega – diversity nation. Hot-spots of biodiversity 	<ul style="list-style-type: none"> Lecture Discussion Panel Discussion 	<ul style="list-style-type: none"> Essay type Short answers

Jane

PRINCIPAL
 Arulmigu Meenakshi College of Nursing
 Enathur, Kanchipuram.

Unit	Time (Hrs)	Learning Objectives	Content	Teaching Learning Activity	Assessment method
			<ul style="list-style-type: none"> - Threats to bio-diversity: habitat loss, poaching of wild life, man, wild life conflicts - Endangered and endemic species of India - Conservation of biodiversity: in-situ and ex-situ conservation of biodiversity. 		
IV	4	<ul style="list-style-type: none"> • Identify various social groups and their interactions 	<p>Social groups and processes</p> <ul style="list-style-type: none"> • The meaning and classification of groups • Primary & Secondary Group • In-group V/s. Out-group, Class Tribe, Caste • Economic, Political, Religious groups, Mob, Crowd, Public and Audience Interaction & Social Processes • Co-operation, Competition, Conflict • Accommodation, Assimilation & Isolation Social Issues • Social Issues and environment: <ul style="list-style-type: none"> - From unsustainable to sustainable development - Urban problems and related to energy - Water conservation, Rain water harvesting, water shed management - Resettlement and rehabilitation of people: its problems and concerns – case studies - Environmental ethics: Issues and possible solutions, climate change, Global warming, acid rain, ocean layer depletion, Nuclear accident and Holo caust – Case studies - Consumerism and waste products, waste and reclamation. 	<ul style="list-style-type: none"> • Lecture Discussion 	<ul style="list-style-type: none"> • Essay type • Short answers

PRINCIPAL

Arulmigu Meenakshi College of Nursing
Enathur, Kanchipuram.

Unit	Time (Hrs)	Learning Objectives	Content	Teaching Learning Activity	Assessment method
V	6	<ul style="list-style-type: none"> • Explain the growth of population in India and its impact on health 	Population <ul style="list-style-type: none"> • Society and population • Population distribution in India- Demographic characteristics • Malthusian theory of populations • Population explosion in India and its impact on health status • Family welfare programmes 	<ul style="list-style-type: none"> • Lecture • Discussion • Community Identification 	<ul style="list-style-type: none"> • Essay type • Short answers • Assessment of report on community identification
VI	5	<ul style="list-style-type: none"> • Describe the institutions of family and marriage in India 	Family and Marriage <ul style="list-style-type: none"> • Family – Functions • Types-Joint, Nuclear, Blended and extended family: Characteristics • The Modern Family – Changes, Problems – Dowry etc., Welfare Services • Changes & legislations on family and marriage in India – marriage acts • Marriage: Forms and functions of marriage, • Marriage and family problems in India • Family, marriage and their influence on health and health practices 	<ul style="list-style-type: none"> • Lecture • Discussion • Family case study 	<ul style="list-style-type: none"> • Essay type • Short answers • Assessment of family case study
VII	7	<ul style="list-style-type: none"> • Describe the class and caste system and their influence on health and health practices 	Social Stratification <ul style="list-style-type: none"> • Meaning & types of social stratification • The Indian Caste system – origin & features • Features of caste in India Today • Social Class system and status • Social Mobility – Meaning & Types • Race as a biological concept, criteria of racial classification • Salient features of Primary races-Racism • Influence of Class, Caste and Race on health and health Practices 	<ul style="list-style-type: none"> • Lecture • Discussion • Community Survey 	<ul style="list-style-type: none"> • Essay type • Short answers • Assessment of report on community survey
VIII	6	<ul style="list-style-type: none"> • Describe the types of communities in India, their 	Types of Communities in India (Rural, Urban and Regional) <ul style="list-style-type: none"> • Features of village 	<ul style="list-style-type: none"> • Lecture • Discussion • Visits to 	<ul style="list-style-type: none"> • Essay type • Short answers

PRINCIPAL

**Anulmigu Meenakshi College of Nursing
Enathur, Kanchipuram.**

Unit	Time (Hrs)	Learning Objectives	Content	Teaching Learning Activity	Assessment method
		practices and the impact on health	community & characteristics of Indian villages – panchayat system, social dynamics <ul style="list-style-type: none"> • Community Development project & planning • Changes in Indian Rural life • Availability of health facilities in rural and its impact on health and health practices • Urban – Community – features • The growth of cities: • Urbanisation and its impact on health and health practices • Major urban problems – Urban slums • Region : Problems and impact on Health 	rural and urban community	<ul style="list-style-type: none"> • Assessment of report on community survey
IX	4	<ul style="list-style-type: none"> • Explain the process of social change 	Social Change <ul style="list-style-type: none"> • Nature and process of social change • Factors influencing social change: Cultural change, Cultural lag. • Introduction to Theories of social change: Linear, Cyclical, Marxian, Functionial Role of nurse – Change agents	<ul style="list-style-type: none"> • Lecture Discussion 	<ul style="list-style-type: none"> • Essay type • Short answers
X	4	<ul style="list-style-type: none"> • Describe the social system and inter – relationship of social organizations 	Social organization and social system <ul style="list-style-type: none"> • Social organization: elements, types • Democratic and authoritarian modes of participation, • Voluntary associations • Social system : Definition and Types of social system • Role and status as structural elements of social system • Inter-relationship of institutions 	<ul style="list-style-type: none"> • Lecture Discussion • Observation visits 	<ul style="list-style-type: none"> • Essay type • Short answers • Assessment of visit reports
XI	2	<ul style="list-style-type: none"> • Explain the nature and process of social control 	Social Control <ul style="list-style-type: none"> • Nature and process of social control • Political, Legal, Religious, 	<ul style="list-style-type: none"> • Lecture Discussion • Community Survey 	<ul style="list-style-type: none"> • Essay type • Short answers • Assessment of report on

Unit	Time (Hrs)	Learning Objectives	Content	Teaching Learning Activity	Assessment method
			Educational, Economic, Industrial and Technological systems, Norms & Values – Folkways & Mores Customs, Laws and fashion Role of nurse		community survey
XII	15	<ul style="list-style-type: none"> Describe the role of the nurse in dealing with social problems in India 	Social Problems <ul style="list-style-type: none"> Social disorganization Control & planning : Poverty, housing, illiteracy, food supplies, prostitution, rights of women & children, vulnerable groups: Elderly, handicapped, minority groups and other marginalized groups, child labour, child abuse, delinquency and crime, substance abuse, HIV/ AIDS – Value Education Social Welfare programmes in India Role of nurse Role of information technology I environment and human health-case studies 	<ul style="list-style-type: none"> Lecture Discussion Institutional visits 	<ul style="list-style-type: none"> Essay type Short answers Assessment of visit reports

Internal assessment: (25 Marks- refer to regulations)

Three Unit test marks	45%
Two Assignment marks	25%
Model Exam	25%
Attendance	5%
Total	100%


PRINCIPAL
 Arulmigu Meenakshi College of Nursing
 Enathur, Kanchipuram.

Reference :

1. Bhushan (V), Introduction to Sociology, Kitab Mahan, 2002.
2. Madan (GR), Indian Social Problems, Allied Publishers, Chennai.
3. Mehta (SA), Study of Rural Sociolgy in India, Chand & Co.
4. Ogbern (F), Handbook of Sociology, Eurasoa Publishing, New Delhi.
5. Majmudar (DN), An Introduction to Social Anthropology, Asia Publishing House, Bombay.
6. Indrani (TK), Textbook of Sociology for Nurses, Jaypee Brothers, New Delhi, 2006.
7. Neeraja (KP), Textbook of Sociology for Nursing Students, Jaypee Brothers, New Delhi, 2005.
Rao (SD), Psychology and Sociology for Paramedicals, Jaypee Brothers, New Delhi, 2006
8. Agarwal, K.C. Environmental Sciences, Nidi publishers, 2001.
9. Bharucha Erach, The Biodiversity of India, Mapin Publication, 2001.
10. Brunner RC, Hazardous waste incineration, McGraw Hill Publishers, 1989.



PRINCIPAL

**Arulmigu Meenakshi College of Nursing
Enathur, Kanchipuram.**

Pharmacology, Pathology and Genetics

Pharmacology

Placement : Second Year

Time : Theory 45 Hours

Course Description: This course is designed to enable students to acquire understanding of Pharmacodynamics, pharmacokinetics, principles of therapeutics and nursing implications.

Unit	Time (Hrs)	Learning Objectives	Content	Teaching Learning Activity	Assessment method
I	3	<ul style="list-style-type: none"> Describe pharmacodynamics, pharmacokinetics, classification and the principles of drug administration 	Introduction <ul style="list-style-type: none"> Definition Sources Terminology used Types : Classification Pharmacodynamics: Actions, therapeutic Adverse, toxic Pharmacokinetics: absorption, distribution, metabolism, interaction, excretion Review : Routes and principles of administration of drugs Indian pharmacopoeia : Legal issues Rational use of drugs Principles of therapeutics 	<ul style="list-style-type: none"> Lecture Discussion 	<ul style="list-style-type: none"> Short answers Objective type
II	6	<ul style="list-style-type: none"> Explain chemotherapy of specific infection and infestations and nurse's responsibilities 	Chemotherapy <ul style="list-style-type: none"> Pharmacology of commonly used; <ul style="list-style-type: none"> Penicillin Cephalosporins Aminoglycosides Macrolide & Broad Spectrum Antibiotics Sulfonamides Quinolones Antiamoebic Antimalarials Anthelmintics Antiscabies agents Antiviral & anti-fungal agents Antitubercular drugs Anti leprosy drugs Anticancer drugs Immuno-suppressants Composition, action, dosage, 	<ul style="list-style-type: none"> Lecture Discussion Drug study / presentation 	<ul style="list-style-type: none"> Short answers Objective type

Handwritten signature
PRINCIPAL

Unit	Time (Hrs)	Learning Objectives	Content	Teaching Learning Activity	Assessment method
			route, indications, contraindications, drug interactions, side effects, adverse effects, toxicity and role of nurse		
III	2	<ul style="list-style-type: none"> Describe Antiseptics, disinfectants, insecticides and nurse's responsibilities 	<p>Pharmacology of commonly used antiseptics, disinfectants and insecticides</p> <ul style="list-style-type: none"> Antiseptics; Composition, action, dosage, route, indications, contraindications, drug interactions, side effects, adverse effects, toxicity and role of nurse Disinfectants Insecticides 	<ul style="list-style-type: none"> Lecture Discussion Drug study / presentation 	<ul style="list-style-type: none"> Short answers Objective type
IV	2	<ul style="list-style-type: none"> Describe Drugs acting on Gastro Intestinal system and nurse's responsibilities 	<p>Drugs acting on G.I system</p> <ul style="list-style-type: none"> Pharmacology of commonly used <ul style="list-style-type: none"> Antiemetics, Emetics Purgatives Antacids Cholinergic Anticholinergics Fluid and electrolyte therapy Anti diarrhoeals Histamines Composition, action, dosage, route, indications, contraindications, drug interactions, side effects, adverse effects, toxicity and role of nurse 	<ul style="list-style-type: none"> Lecture Discussion Drug study / presentation 	<ul style="list-style-type: none"> Short answers Objective type
V	2	<ul style="list-style-type: none"> Describe Drugs used on Respiratory Systems and nurse's responsibilities 	<p>Drugs used on Respiratory Systems</p> <ul style="list-style-type: none"> Pharmacology of commonly used- <ul style="list-style-type: none"> Antiasthmatics Mucolytics Decongestants Expectorants Antitussives Bronchodilators Broncho constrictors Antihistamines Composition, action, dosage, route, indications, contraindications, drug 	<ul style="list-style-type: none"> Lecture Discussion Drug study / presentation 	<ul style="list-style-type: none"> Short answers Objective type

Unit	Time (Hrs)	Learning Objectives	Content	Teaching Learning Activity	Assessment method
			interactions, side effects, adverse effects, toxicity and role of nurse		
VI	2	<ul style="list-style-type: none"> Describe Drugs used on Urinary system and nurse's responsibilities 	<p>Drugs used on Urinary System</p> <ul style="list-style-type: none"> Pharmacology of commonly used- <ul style="list-style-type: none"> Diuretics and antidiuretics Urinary antiseptics Cholinergic and anticholinergics Acidifiers and alkalanizers <p>Composition, action, dosage, route, indications, contraindications, drug interactions, side effects, adverse effects, toxicity and role of nurse</p>	<ul style="list-style-type: none"> Lecture Discussion Drug study / presentation 	<ul style="list-style-type: none"> Short answers Objective type
VII	4	<ul style="list-style-type: none"> Describe Drugs used in De-addiction, emergency, deficiency, vitamins & minerals, poisoning, immunization, immune-suppression and nurse's responsibilities 	<p>Miscellaneous</p> <ul style="list-style-type: none"> Drugs used in de-addiction Drugs used in CPR and emergency Vitamins and minerals Immunosuppressants Antidotes Antivenom Vaccines and sera 	<ul style="list-style-type: none"> Lecture Discussion Drug study / presentation 	<ul style="list-style-type: none"> Short answers Objective type
VIII	1	<ul style="list-style-type: none"> Describe Drugs used on skin and mucous membranes and nurse's responsibilities 	<p>Drugs used on skin and mucous membranes</p> <ul style="list-style-type: none"> Topical applications for skin, eye, ear, nose and buccal cavity, Antipruritics <p>Composition, action, dosage, route, indications, contraindications, drug interactions, side effects, adverse effects, toxicity and role of nurse</p>	<ul style="list-style-type: none"> Lecture Discussion Drug study / presentation 	<ul style="list-style-type: none"> Short answers Objective type
IX	8	<ul style="list-style-type: none"> Describe Drugs used on Nervous system and nurse's responsibilities 	<p>Drugs acting on Nervous system</p> <ul style="list-style-type: none"> Basic & applied pharmacology of commonly used: Analgesics and Anaesthetics <ul style="list-style-type: none"> Analgesics <ul style="list-style-type: none"> Non steroidal anti-inflammatory (NSAID) 	<ul style="list-style-type: none"> Lecture Discussion Drug study / presentation 	<ul style="list-style-type: none"> Short answers Objective type

PRINCIPAL

Unit	Time (Hrs)	Learning Objectives	Content	Teaching Learning Activity	Assessment method
			<p>drugs</p> <ul style="list-style-type: none"> ▪ Antipyretics ▪ Hypnotics and Sedatives <ul style="list-style-type: none"> - Opioids - Non-Opioids - Tranquilizers - General & local anesthetics - Gases: oxygen, nitrous oxide, carbon-dioxide • Cholinergic and anti-cholinergics: <ul style="list-style-type: none"> ▪ Muscle relaxants ▪ Major tranquilizers ▪ Anti-psychotics ▪ Antidepressants ▪ Anticonvulsants ▪ Adrenergics ▪ Noradrenergics ▪ Mood stabilizers ▪ Acetylcholine ▪ Stimulants <p>Composition, action, dosage, route, indications, contraindications, drug interactions, side effects, adverse effects, toxicity and role of nurse</p>		
X	5	<ul style="list-style-type: none"> • Describe Drugs used on Cardio-vascular system and nurse's responsibilities 	<p>Cardiovascular drugs</p> <ul style="list-style-type: none"> • Haematinics • Cardiotonics, • Anti anginals • Anti-hypertensives & vasodilators • Anti- arrhythmics • Plasma expanders • Coagulants & anticoagulants • Antiplatelets & thrombolytics • Hypolipidemics <p>Composition, action, dosage, route, indications, contraindications, drug interactions, side effects, adverse effects, toxicity and role of nurse</p>	<ul style="list-style-type: none"> • Lecture Discussion • Drug study / presentation 	<ul style="list-style-type: none"> • Short answers • Objective type
XI	4	<ul style="list-style-type: none"> • Describe drugs used for hormonal disorders and 	<p>Drugs used for hormonal disorders and supplementation,</p>	<ul style="list-style-type: none"> • Lecture Discussion • Drug study 	<ul style="list-style-type: none"> • Short answers • Objective

Unit	Time (Hrs)	Learning Objectives	Content	Teaching Learning Activity	Assessment method
		supplementation, contraception and medical termination of pregnancy and nurse's responsibilities	contraception and medical termination of pregnancy <ul style="list-style-type: none"> • Insulin's & Oral hypoglycemic • Thyroid supplements and suppressants • Steroids, Anabolics • Uterine stimulants and relaxants • Oral contraceptives • Other estrogen – progesterone preparations • Corticotrophine & Gonadotropines • Adrenaline • Prostaglandins • Calcitonins • Calcium salts • Calcium regulators Composition, action, dosage, route, indications, contraindications, drug interactions, side effects, adverse effects, toxicity and role of nurse.	/ presentation	type
XII	6	<ul style="list-style-type: none"> • Demonstrate awareness of the common drugs used in alternative system of medicine 	Introduction to Drugs used in alternative system of medicine: <ul style="list-style-type: none"> • Ayurveda, Homeopathy, Unani and Siddha etc. 	<ul style="list-style-type: none"> • Lecture Discussion • Observational visit 	<ul style="list-style-type: none"> • Short answers • Objective type

Internal assessment : (25 marks- Refer to regulations)

Three Unit test marks	45%	Three Unit test
Two Assignment marks	25%	Two Assignme
Model Exam	25%	Model Exam
Attendance	5%	Attendance
Total	100%	Total


PRINCIPAL
 Arulmigu Meenakshi College of Nursing
 Enathur, Kanchipuram.

References:

1. Satoshkar, Pharmacology & Pharmacotherapeutics, 20th Edition, 2007.
2. Bennett (PN), Clinical Pharmacology, Churchill Livingstone, New Delhi, 9th Edition, 2003.
3. Tripathi (KD), Essential of Medical Pharmacology, Jaypee Brothers, New Delhi, 6th Edition, 2007.
4. Craig (CR), Modern Pharmacology with Clinical Application, Little Brown & Co., Newyork, 5th Edition, 1997.
5. Goodman & Gilman's Pharmacological Basis of therapeutics, McGrawhill, Newyork, 10th Edition, 2001.


PRINCIPAL
Arulmigu Meenakshi College of Nursing
Enathur, Kanchipuram.

Pathology

Placement: Second Year

Time: Theory 30 Hours

Course Description: This course is designed to enable students to acquire knowledge of pathology of various disease conditions and apply this knowledge in practice of nursing.

Unit	Time (Hrs)		Objectives	Content	Teaching Learning Activities	Assessment method
	Th	Pr.				
I	3		<ul style="list-style-type: none"> Define the common terms used in pathology. Appreciate the deviations from normal to abnormal structure and functions of the body system. 	<ul style="list-style-type: none"> Introduction: - <ul style="list-style-type: none"> Importance of the study of pathology Definition of terms Methods and techniques Cellular and Tissue changes. Infiltration and generation Inflammations and Infections Wound healing Vascular changes Cellular growth, Neoplasms: <ul style="list-style-type: none"> Normal & Cancer cell Benign and Malignant growths In situ carcinoma Disturbances of fluid and electrolyte imbalance 	<ul style="list-style-type: none"> Lecture Discussion Explain using charts 	<ul style="list-style-type: none"> Short answers Objective type
II	10	5	<ul style="list-style-type: none"> Explain pathological changes in disease condition of various system 	<p>Special Pathology: -</p> <ul style="list-style-type: none"> Pathological changes in disease conditions of various systems. Respiratory tract <ul style="list-style-type: none"> Tuberculosis, Bronchitis, Pleural effusion and pneumonia. Lung abscess, emphysema, bronchiectasis. Bronchial asthma, chronic obstructive pulmonary disease & tumours. Cardio – vascular system: - 	<ul style="list-style-type: none"> Lecture Discussion Explain using charts, slides, specimen, X-rays and scans Visit to Pathology lab, endoscopy unit and OT 	<ul style="list-style-type: none"> Short answers Objective type

PRINCIPAL

Arulmigu Meenakshi College of Nursing
Enathur, Kanchipuram.

Unit	Time (Hrs)		Objectives	Content	Teaching Learning Activities	Assessment method
	Th	Pr.				
				<ul style="list-style-type: none"> – Pericardial effusion – Rheumatic heart disease – Infective endocarditis, atherosclerosis – Ischemia, infarction & aneurysm. • Gastro Intestinal Tract: <ul style="list-style-type: none"> – Peptic ulcer, typhoid – Carcinoma of GI tract – buccal, Esophageal, – Gastric & intestinal • Liver, Gall bladder– & pancreas: - <ul style="list-style-type: none"> – Hepatitis, Chronic liver abscess, cirrhosis – Tumours of liver, gall bladder and pancreas. – Cholecystitis • Kidneys & Urinary tract <ul style="list-style-type: none"> – Glomerulonephritis, Pyelonephritis – Calculi, renal failure, renal carcinoma & cystitis. • Male genital systems: <ul style="list-style-type: none"> – Cryptorchidism, testicular atrophy – Prostatic hyperplasia, carcinoma penis & prostate • Female genital systems <ul style="list-style-type: none"> – Fibroids – Carcinoma cervix and Endometrium. – Vesicular mole, Choriocarcinoma – Ectopic gestation – Ovarian cyst & tumours • Cancer Breast: • Central nervous System: <ul style="list-style-type: none"> – Hydrocephalus, Meningitis, encephalitis – Vascular disorders – thrombosis, embolism – Stroke, Paraplegia, quadriplegia 		

Handwritten signature

Unit	Time (Hrs)		Objectives	Content	Teaching Learning Activities	Assessment method
	Th	Pr.				
				<ul style="list-style-type: none"> □ Tumours, meningiomas –gliomas • Metastatic tumours: • Skeletal system: <ul style="list-style-type: none"> □ Bone healing, osteoporosis, osteomyelitis. □ Arthritis & tumours: 		
III	4	3	<ul style="list-style-type: none"> • Describe various laboratory tests in assessment and monitoring of disease condition. 	Clinical Pathology <ul style="list-style-type: none"> • Various blood and bone marrow test in assessment and monitoring of disease conditions: <ul style="list-style-type: none"> □ Hemoglobin □ RBC, White cell & platelet counts □ Bleeding time, clotting time and prothrombine time □ Blood grouping and cross matching □ Blood chemistry □ Blood culture □ Serological and immunological tests □ Other blood tests □ Examination of Bone marrow. □ Methods of collections of blood specimen for various clinical pathology, biochemistry, microbiology tests, inference and normal values 	<ul style="list-style-type: none"> • Lecture Discussion • Demonstration • Visit to Clinical Pathology & Bio-Chemistry lab and Blood bank 	<ul style="list-style-type: none"> • Short answers • Objective type
IV	2	1	<ul style="list-style-type: none"> • Describe the laboratory tests for examination of body cavity fluids, transudates and exudates 	Examination of body cavity fluids, transudates and exudates: <ul style="list-style-type: none"> • The laboratories tests used in CSF analysis. • Examination of other body cavity fluids, transudates and exudates – sputum wound discharge etc. • Analysis of gastric and duodenal contents. • Analysis of semen – sperm count, motility and morphology and their 	<ul style="list-style-type: none"> • Lecture Discussion • Demonstration 	<ul style="list-style-type: none"> • Short answers • Objective type

Principle

PRINCIPAL

Unit	Time (Hrs)		Objectives	Content	Teaching Learning Activities	Assessment method
	Th	Pr.				
				importance in infertility. • Methods of collection of CSF and other cavity fluids, → specimen for various clinical pathology, biochemistry, microbiology tests, inference and normal values.		
V	1	1	• Describe the laboratory test for the examination of urine and faeces.	Urine and faeces • Urine: – Physical characteristics – Analysis – Culture and sensitivity • Faeces: – Characteristics – Stool examination: occult blood, ova, parasite and cyst, reducing substance etc. • Methods of collection for various tests, inference and normal values.	• Lecture Discussion • Demonstration	• Short answers • Objective type

Internal assessment: (25 Marks - Refer to regulations)

Three Unit test marks	45%
Two Assignment marks	25%
Model Exam	25%
Attendance	5%
Total	100%


PRINCIPAL
 Arulmigu Meenakshi College of Nursing
 Enathur, Kanchipuram.

References:

1. Mohan (H), Textbook of Pathology, JP Publishers, Chennai, 5th Edition, 2005.
2. Underwood, General and systemic Pathology, Churchill Livingstone, London, 3rd Edition, 2000.
3. Kumar, Pathologic Basis of Disease, WB Saunders Co., New Delhi, 6th Edition, 1999.
4. Cotton (RE), Lecture Notes on Pathology, Blackwell Scientific Publication, London, 4th Edition, 1992.
5. Krishna (V), Textbook of Pathology, Orient Longman, 4th Edition, 1999.



PRINCIPAL
Arulmigu Meenakshi College of Nursing
Enathur, Kanchipuram.

Genetics

Placement : Second Year

Time : Theory 15 hours

Course Description: This course is designed to enable students to acquire understanding of Genetics, its role in causation and management of defects and diseases.

Unit	Time (Hrs)	Objectives	Content	Teaching Learning Activities	Assessment method
I	3	<ul style="list-style-type: none"> Explain nature principles and perspectives of heredity 	Introduction: <ul style="list-style-type: none"> Practical application of genetics in Nursing. Impact of genetic condition on families. Review of cellular division mitosis and meiosis. Characteristics and structure of genes. Chromosomes –sex determination. Chromosomal aberrations Patterns of inheritance. <ul style="list-style-type: none"> Mendelian theory of inheritance Multiple allots and blood groups. Sex linked inheritance Mechanism of inheritance. Errors in transmission. (Mutation) 	<ul style="list-style-type: none"> Lecture Discussion Explain using charts, slides 	<ul style="list-style-type: none"> Short answers Objective type
II	3	<ul style="list-style-type: none"> Explain maternal, prenatal and genetic influences on development of defects and disease 	Maternal, Prenatal and genetic influences on development of defects and diseases: <ul style="list-style-type: none"> Conditions affecting the mother genetic and infections. Consanguinity atopy Prenatal nutrition and food allergies. Maternal Age. Maternal drug therapy. Prenatal testing and diagnosis. Effect of Radiation, drugs and chemicals. Infertility Spontaneous abortion Neural tube defects and the role of folic acid in lowering the risks. Down syndrome (Trisomy 21) 	<ul style="list-style-type: none"> Lecture Discussion Explain using charts, slides 	<ul style="list-style-type: none"> Short answers Objective type
III	2	<ul style="list-style-type: none"> Explain the screening 	Genetic testing in the neonates and children:	<ul style="list-style-type: none"> Lecture Discussion 	<ul style="list-style-type: none"> Short answers

Unit	Time (Hrs)	Objectives	Content	Teaching Learning Activities	Assessment method
		methods for genetic defects and diseases in neonates and children.	Screening for: <ul style="list-style-type: none"> <input type="checkbox"/> Congenital abnormalities <input type="checkbox"/> Development delay. <input type="checkbox"/> Dysmorphism 	<ul style="list-style-type: none"> • Explain using charts, slides 	<ul style="list-style-type: none"> • Objective type
IV	2	<ul style="list-style-type: none"> • Identify genetic disorders in adolescents and adults 	Genetic conditions of adolescents and adults: <ul style="list-style-type: none"> • Cancer genetics – Familial Cancer. • Inborn errors of metabolism. • Blood group alleles and hematological disorder. • Genetics haemochromatosis. • Huntington’s disease. • Mental illness 	<ul style="list-style-type: none"> • Lecture Discussion • Explain using charts, slides 	<ul style="list-style-type: none"> • Short answers • Objective type
V	5	<ul style="list-style-type: none"> • Describe the role of nurse in genetic service and counseling 	<ul style="list-style-type: none"> • Services related to Genetics: • Genetic testing • Human genome project. • Gene therapy. • The Eugenics movement. • Genetic Counseling. <p>Legal and Ethical issues Role of nurse</p>	<ul style="list-style-type: none"> • Lecture Discussion 	<ul style="list-style-type: none"> • Short answers • Objective type

Internal assessment: (25 Marks - Refer to regulations)

Three Unit test marks	45%
Two Assignment marks	25%
Model Exam	25%
Attendance	5%
Total	100%

References:

1. Read (A), New Clinical Genetics, Scion Publishers, New Delhi, 2007
2. Gangane (SD), Human Genetics, J. P. Brothers Publication, New Delhi, 2000


PRINCIPAL
Arulmigu Meenakshi College of Nursing
Enathur, Kanchipuram.

Medical Surgical Nursing

(Adult including Geriatrics)-I

Placement: Second Year

Time: Theory-210 hours

Practical-720 hours

Course Description: The purpose of this course is to acquire knowledge and develop proficiency in caring for with medical and surgical disorders in varieties of health care settings and at home.

Unit	Time (Hrs)	Learning Objectives	Content	Teaching Learning Activities	Assessment Methods
I	15	<ul style="list-style-type: none"> • Appreciate the trends in Medical & Surgical Nursing • Describe the role of a nurse in caring for adult patient in hospital and community. • Describe the concepts of Medical Surgical asepsis 	<p>Introduction:</p> <ul style="list-style-type: none"> • Introduction to Medical Surgical Nursing - Evolution and trends of Medical and Surgical Nursing • Review of concepts of Health and illness disease-concepts, causations, classification - International Classification diseases (ICD - 10 or later version), Acute illness chronic illness, & Terminal illness, stages of illness • Review of concepts of comprehensive Nursing care in Medical Surgical conditions based on Nursing process. • Role of Nurse, patient and family in care of adult patient • Role and responsibilities of a Nurse in Medical Surgical settings: <ul style="list-style-type: none"> ✓ Outpatient department ✓ In - Patient unit ✓ Intensive care unit ✓ Home and community settings <p>Introduction to Medical Surgical asepsis</p> <ul style="list-style-type: none"> ✓ Inflammation and Infection ✓ Immunity ✓ Wound healing ✓ Care of Surgical patient ✓ Pre – operative ✓ Intra operative 	<ul style="list-style-type: none"> • Lecture discussion • Demonstration • Practice session • Supervised clinical practice 	<ul style="list-style-type: none"> • Short answers • Objective Type • Assessment of skill with check list

Handwritten signature

PRINCIPAL

Unit	Time (Hrs)	Learning Objectives	Content	Teaching Learning Activities	Assessment Methods
			✓ Post operative		
II	15	<ul style="list-style-type: none"> Describe the common signs, symptoms, problems and their specific nursing interventions 	Common signs and symptoms and management <ul style="list-style-type: none"> Fluid and electrolyte imbalance Vomiting Dyspnea and cough, respiratory obstruction Fever Shock Unconsciousness, Syncope Pain Incontinence Edema Age related problems- geriatric 	<ul style="list-style-type: none"> Lecture discussion Seminar Case discussion 	<ul style="list-style-type: none"> Short answers Objective Type
III	20	<ul style="list-style-type: none"> Describe the etiology pathophysiology, clinical manifestations, diagnostic measures and management of patients (adults including elderly) with disorders of respiratory systems 	Nursing management of patients (adults including elderly) with respiratory problems <ul style="list-style-type: none"> Review of anatomy and physiology of respiratory system Nursing Assessment- History and physical assessment Etiology, Pathophysiology, clinical manifestations, diagnosis, treatment modalities and medical, surgical, dietetics & nursing management of adults including elderly with- <ul style="list-style-type: none"> ✓ Upper Respiratory tract infections. ✓ Bronchitis ✓ Asthma ✓ Emphysema ✓ Emphysema ✓ Atelectasis ✓ Chronic Obstructive Pulmonary Disease (COPD) ✓ Bronchiectasis ✓ Pneumonia ✓ Pulmonary tuberculosis ✓ Lung abscess 	<ul style="list-style-type: none"> Lecture discussion Explain using Charts, graphs Models, films, slides Demonstration Practice session Case discussions/Seminar Health education Supervised clinical practice Drug book/presentation 	<ul style="list-style-type: none"> Essay type Short answer Objective type Assessment of skills with check list Assessment of patient management problem

Unit	Time (Hrs)	Learning Objectives	Content	Teaching Learning Activities	Assessment Methods
			<ul style="list-style-type: none"> ✓ Pleural effusion ✓ Cysts and Tumours ✓ Chest injuries ✓ Respiratory arrest and insufficiency ✓ Pulmonary embolism Special therapies, alternative therapies Nursing procedures Drugs used in treatment of respiratory disorders		
IV	30	<ul style="list-style-type: none"> • Describe the etiology, pathophysiology, clinical manifestations, diagnostic measures and management of patients (adults including elderly) with disorders of digestive systems 	Nursing management of patient (adults including elderly) with disorders of digestive system <ul style="list-style-type: none"> • Review of anatomy and physiology of digestive system • Nursing Assessment - History and Physical assessment • Etiology, Pathophysiology, clinical manifestations, diagnosis, treatment modalities and medical, surgical, dietetics & nursing management • Disorder of, <ul style="list-style-type: none"> ✓ Oral cavity - lips, gums, tongue, salivary glands and teeth ✓ Oesophagus - inflammation, Stricture, obstruction, bleeding and tumours ✓ Stomach and deudenum - hiatus hernia, gastritis, peptic and deudenal ulcer, bleeding, tumors, pyloric stenosis ✓ Small intestinal disorders - inflammation and infection, enteritis, malabsorption, obstruction, tumour and perforation ✓ Large intestinal disorders - Colitis, inflammation and infection, obstruction and tumour and lump ✓ Hernias ✓ Appendix - inflammation, mass, abscess, rupture 	<ul style="list-style-type: none"> • Lecture discussion • Explain using Charts, graphs • Models, films, slides • Demonstration • Practice session • Case discussions / Seminar • Health education • Supervised clinical practice • Drug book/presentation 	<ul style="list-style-type: none"> • Essay type • Short answers • Objective type • Assess with check list and clinical practical examination

J. all
 PRINCIPAL

Unit	Time (Hrs)	Learning Objectives	Content	Teaching Learning Activities	Assessment Methods
			<ul style="list-style-type: none"> ✓ Anal & Rectum: haemorrhoids, fissures. Fistulas ✓ Peritonitis/acute abdomen ✓ Pancreas: inflammation, cyst, abscess and tumors ✓ Liver: inflammation, cyst, abscess, cirrhosis, portal hypertension, hepatic failure, tumours ✓ Gall Bladder: inflammation, obstruction, stones and tumours <p>Special therapies, alternative therapies Nursing procedures Drugs used in treatment of disorders of digestive system</p>		
V	30	<ul style="list-style-type: none"> • Describe the etiology, pathophysiology, clinical manifestations, diagnostic measures and management of patients (adults including elderly) with blood and cardio vascular problems • Describes the vascular conditions and its nursing management 	<p>Nursing management of patient (adults including elderly) with blood and cardio vascular problems</p> <ul style="list-style-type: none"> • Review of anatomy and physiology of blood and cardio vascular system, • Nursing Assessment- History and physical assessment • Etiology, Pathophysiology, clinical manifestations, diagnosis, treatment modalities and medical, surgical, dietetics & nursing management of- <ul style="list-style-type: none"> • Vascular system ✓ Hypertension, Hypotension ✓ Arteriosclerosis ✓ Raynaud's disease ✓ Aneurism and Peripheral vascular disorders <p>Heart</p> <ul style="list-style-type: none"> ✓ Coronary artery diseases ✓ Ischemic Heart Disease ✓ Coronary atherosclerosis ✓ Angina pectoris ✓ Myocardial infarction • Valvular disorders of the heart ✓ Congenital and acquired 	<ul style="list-style-type: none"> • Lecture discussion • Explain using Charts, graphs • Models, films, slides • Demonstration • Practice session • Case discussions/Seminar • Health education • Supervised clinical practice • Drug book/presentation • Visit to blood bank • Participation in blood donation camps • Counseling 	<ul style="list-style-type: none"> • Essay type • Short answer • Objective type • Assessment of skills with check list • Assessment of patient management problem

Unit	Time (Hrs)	Learning Objectives	Content	Teaching Learning Activities	Assessment Methods
			<ul style="list-style-type: none"> ✓ Rheumatic Heart diseases • Endocarditis,pericarditis Myocarditis • Cardio Myopathies • Cardiac dyshythmias,Heart Block • Congestive cardiac failure ✓ Cor-pulmonale.pulmonary edema,cardiogenic shock,cardiac tamponade • Cardiac emergencies and arrest • Cardio Pulmonary Resuscitation(CPR) • Blood ✓ Anaemias ✓ Polycythemia ✓ Bleeding disorders;clotting factor defects and platelets defects ✓ Thalassemia ✓ Leukaemias ✓ Leukopenias and agranulocytosis ✓ Lymphomas ✓ Myelomas • Special therapies ✓ Blood transfusion,safety checks,procedure and requirements,management of adverse transfusion reaction,records for blood transfusion. ✓ Management and counselling of blood donors,phlebotomy procedure,and post donation management.Blood bank functioning and hospital transfusion committee.Bio-safety and waste management in relation to blood transfusion ✓ Role of a nurse in Organ donation,retrieval and banking <p>Alternative therapies Nursing procedures</p>		

Handwritten signature

Unit	Time (Hrs)	Learning Objectives	Content	Teaching Learning Activities	Assessment Methods
			Drugs used in treatment of blood and cardio vascular disorders.		
VI	10	<ul style="list-style-type: none"> Describe the etiology, pathophysiology, clinical manifestations, diagnostic measures and management of patients(adults including elderly)with disorder of genitor-urinary system 	<p>Nursing management of patient(adults including elderly)with genito-urinary problems</p> <ul style="list-style-type: none"> Review of anatomy and physiology of genitor-urinary system Nursing Assessment-History and Physical assessment Etiology,Pathophysiology,clinical manifestations,diagnosis,treatment modalities and medical,surgical,delectics&nursing management of- <ul style="list-style-type: none"> Nephritis Nephrotic syndrome Nephrosis Renal calculus Tumors Acute renal failure Chronic Renal failure End stage renal disease Dialysis,renal transplant Congenital disorders,urinary infections Benign prostate hypertrophy Disorders of ureter,urinary bladder and urethra-inflamation,infection,stricture,obstruction,tumour,prostrate <p>Special therapies,alternative therapies Nusring procedures Drugs used in treatment of genitourinary disorders</p>	<ul style="list-style-type: none"> Lecture discussion Explain using Charts,graphs Models.flims ,slides Demonstration Practice session Case discussions/Seminar Supervised clinical practice Drug book/presentation 	<ul style="list-style-type: none"> Essay type Short answer Objective type Assessment of skills with check list Assessment of patient management problem
VII	5	<ul style="list-style-type: none"> Describe the etiology, pathophysiology , clinical manifestations, diagnostic measures and management of patients(adults including elderly)with disorder of male reproductive system 	<p>Nursing management of disorder of male (adults including elderly) reproductive system</p> <ul style="list-style-type: none"> Review of anatomy and physiology of male reproductive system Nursing Assessment-History and Physical assessment Etiology, Pathophysiology, 	<ul style="list-style-type: none"> Lecture discussion Explain using Charts,graphs Models.flims ,slides Demonstration Practice session 	<ul style="list-style-type: none"> Essay type Short answer Objective type Assessment of skills with check list Assessment

Unit	Time (Hrs)	Learning Objectives	Content	Teaching Learning Activities	Assessment Methods
		elderly)with disorders of male reproductive system	<p>clinical manifestations, diagnosis, treatment modalities and medical,surgical,dietetics &nursing management of male reproductive system</p> <ul style="list-style-type: none"> • Congenital malformation, cryptorchidism • Hypospadiasis, Epispadiasis • Infections • Testis and adjacent structures • Penis • Prostate: inflammation, infection, hypertrophy, tumour • Sexual dysfunction • Infertility • Contraception • Breast, gynecomastia, tumor • Climacteric changes special therapies, alternative therapies <p>Nursing procedures Drugs used in treatment of male reproductive system</p>	<ul style="list-style-type: none"> • Case discussions/ Seminar • Health Education • Supervised clinical practice • Drug book/presentation 	of patient management problem
VIII	10	<ul style="list-style-type: none"> • Describe the etiology, pathophysiology, clinical manifestations, diagnostic measures and management of patients(adults including elderly)with disorders of endocrine system 	<p>Nursing management of patient(adults including elderly)with disorder of endocrine system</p> <ul style="list-style-type: none"> • Review of anatomy and physiology of endocrine system • Nursing Assessment-History and Physical assessment • Etiology, Pathophysiology, clinical manifestations, diagnosis, treatment modalities and medical, surgical, dietetics & nursing management of- <ul style="list-style-type: none"> ✓ Disorder of thyroid and parathyroid ✓ Diabetetes mellitus ✓ Diabetes insipidus ✓ Adrenal tumour ✓ Pitutary disorders special therapies, alternative therapies <p>Nursing procedures Drugs used in treatment of disorders of endocrine system</p>	<ul style="list-style-type: none"> • Lecture discussion • Explain using Charts, graphs • Models, flims, slides • Demonstration • Practice session • Case discussions/Seminar • Supervised clinical practice • Drug book/presentation 	<ul style="list-style-type: none"> • Essay type • Short answer • Objective type • Assessment of skills with check list • Assessment of patient management problem
IX	10	Describe the etiology, pathophysiology.	Nursing management of patient(adults including	<ul style="list-style-type: none"> • Lecture discussion 	<ul style="list-style-type: none"> • Essay type • Short

Unit	Time (Hrs)	Learning Objectives	Content	Teaching Learning Activities	Assessment Methods
		clinical manifestations, diagnostic measures and management of patients(adults including elderly)with disorder of skin	<p>elderly)with disorder of integumentary system</p> <ul style="list-style-type: none"> • Review of anatomy and physiology of skin and it's appendage • Nursing Assessment-History and Physical assessment • Etiology, Pathophysiology, clinical manifestations, diagnosis, treatment modalities and medical, surgical, dietetics & nursing management of-disorder of skin and it's appendages- ✓ Lesions and abrasions ✓ Infection and infestations, Dermatitis ✓ Dermatoses, infectious and Non infectious "inflammatory dermatoses" ✓ Acne Vulgaris ✓ Allergies and Eczema ✓ Psoriasis ✓ Malignant melanoma ✓ Alopecia <p>Special therapies, alternative therapies Nursing procedures Drugs used in treatment of disorders of integumentary system.</p>	<ul style="list-style-type: none"> • Explain using Charts, graphs • Models. flims ,slides • Demonstration • Practice session • Case discussions/ Seminar • Health education • Supervised clinical practice • Drug book/presentation 	<p>answer</p> <ul style="list-style-type: none"> • Objective type • Assessment of skills with check list • Assessment of patient management problem
X	15	<ul style="list-style-type: none"> • Describe the etiology, pathophysiology , clinical manifestations, diagnostic measures and management of patients(adults including elderly)with disorder of musculo-skeletal system 	<p>Nursing management of patient(adults including elderly)with musculoskeletal problems</p> <ul style="list-style-type: none"> • Review of anatomy and physiology of musculoskeletal system, • Nursing Assessment-History and Physical assessment • Etiology, Pathophysiology, clinical manifestations, diagnosis ,treatment modalities and medical, surgical, dietetics & nursing management of- 	<ul style="list-style-type: none"> • Lecture discussion • Explain using Charts, graphs • Models. flims ,slides • Demonstration • Practice session • Case discussions/Seminar • Health education • Supervised clinical 	<ul style="list-style-type: none"> • Essay type • Short answer • Objective type • Assessment of skills with check list • Assessment of patient management problem


PRINCIPAL

Unit	Time (Hrs)	Learning Objectives	Content	Teaching Learning Activities	Assessment Methods
			<ul style="list-style-type: none"> • Disorder of: <ul style="list-style-type: none"> ✓ Muscles, Ligaments and Joints-inflammation, infection, trauma ✓ Bones-inflammation, infection, dislocation, fracture, tumor and trauma ✓ Osteomalacia and osteoporosis ✓ Arthritis ✓ Congenital deformities ✓ Spinal column-defects and deformities, Tumor, Prolapsed inter vertebral disc, pott's spin ✓ Pagets disease • Amputation • Prosthesis • Transplant & replacement surgeries • Rehabilitation. <p>Special therapies, alternative therapies</p> <p>Nursing procedures</p> <p>Drugs used in treatment of disorder of musculoskeletal system</p>	<p>practice</p> <ul style="list-style-type: none"> • Drug book/presentation 	
XI	10	<ul style="list-style-type: none"> • Describe the etiology, pathophysiology, clinical manifestations, diagnostic measures and management of patients(adults including elderly)with disorder of Immunological problems 	<p>Nursing management of patient(adults including elderly)with Immunological problems</p> <ul style="list-style-type: none"> • Review of Immune system, • Nursing Assessment-History and Physical assessment • Etiology, Pathophysiology, clinical manifestations, diagnosis, treatment modalities and medical, surgical, dietetics & nursing management of- • Immunodeficiency disorder • Primary immune deficiency • Phagocytic dysfunction • B-cell and T-cell deficiencies • Acquired immunodeficiency Syndrome(AIDS) • Incidence of HIV & AIDS • Epidemiology 	<ul style="list-style-type: none"> • Lecture discussion • Explain using Charts,graphs • Models.flims ,slides • Demonstration • Practice session • Case discussions/S minar • Health education • Supervised clinical practice • Drug book/presentation • Orientation visit to 	<ul style="list-style-type: none"> • Essay type • Short answer • Objective type • Assessment of skills with check list • Assessment of patient management problem

Praveen
PRINCIPAL

Unit	Time (Hrs)	Learning Objectives	Content	Teaching Learning Activities	Assessment Methods
			<ul style="list-style-type: none"> • Transmission-Prevention of Transmission • Standard Safety precautions • Role of Nurse, Counseling • Health education and home care consideration. • National AIDS Control Program-NACO, Various national and international agencies • Infection control program • Rehabilitation. <p>Special therapies, alternative therapies</p> <p>Nursing procedures</p> <p>Drugs used in treatment of disorder of immunological system</p>	Hospital Control system	
XII	20	<ul style="list-style-type: none"> • Describe the etiology, pathophysiology, clinical manifestations, diagnostic measures and management of patients(adults including elderly)with Communicable Diseases 	<p>Nursing management of patient(adults including elderly)with Communicable Diseases</p> <ul style="list-style-type: none"> • Overview of infectious disease,the infectious process • Nursing Assessment-History and Physical assessment • Epidemiology,infectious process,clinical manifestations,diagnosis,treatment,prevention and dietics.Control and eradication of common Communicable Diseases- ✓ Tuberculosis ✓ Diarrhoeal disease ✓ Hepatitis A-E ✓ Herpes ✓ Chickenpox ✓ Smallpox ✓ Typhoid ✓ Meningitis ✓ Gas gangrene ✓ Leprosy ✓ Dengue ✓ Plague ✓ Malaria ✓ Diphtheria ✓ Pertussis ✓ Poliomyelitis ✓ Measles 	<ul style="list-style-type: none"> • Lecture discussion • Explain using Charts,graphs • Models.flims ,slides • Demonstration • Practice session • Case discussions/S minar • Health education • Supervised clinical practice • Drug book/presentation 	<ul style="list-style-type: none"> • Essay type • Short answer • Objective type • Assessment of skills with check list • Assessment of patient management problem

J. nel
PRINCIPAL

Unit	Time (Hrs)	Learning Objectives	Content	Teaching Learning Activities	Assessment Methods
			<ul style="list-style-type: none"> ✓ Mumps ✓ Influenza ✓ Tetanus ✓ Yellow fever ✓ Filariasis ✓ HIV,AIDS • Reproductive Tract Infections • Special Infection control measures: Notification, Isolation, Quarantine. Immunization, Infectious Disease Hospital Special therapies, alternative therapies Nursing procedures Drugs used in treatment of Communicable diseases. 		
XIII	25	<ul style="list-style-type: none"> • Describe the Organization and physical set up operation theatre • Identify the various instruments and equipment used for common surgical procedures • Describe the infection control measures in the operation theatre • Describe the role of the nurse in the Peri Operative nursing care 	<p>Peri operative nursing:</p> <ul style="list-style-type: none"> • Organization and physical set up of the Operation Theatre (OT): <ul style="list-style-type: none"> ✓ Classifications ✓ O.T .DESIGN ✓ Staffing ✓ Members of the OT team ✓ Duties and responsibilities of nurse in O.T ✓ Principles of Health and operating room attire. ✓ Instruments, ✓ Sutures and suture materials ✓ Equipments ✓ O.T tables and sets for common surgical procedures ✓ Positions and draping for common surgical procedures ✓ Scrubbing procedures ✓ Gowning and gloving ✓ Preparation of O.T sets ✓ Monitoring the patient during surgical procedures • Maintenance of therapeutic environment in O.T. • Standard Safety measures <ul style="list-style-type: none"> ✓ Infection control, fumigation, disinfection and sterilization ✓ Biomedical waste management ✓ Prevention of accidents and hazards in O.T. • Anesthesia 	<ul style="list-style-type: none"> • Lecture discussion • Explain using Charts,graphs • Models. flims ,slides • Demonstration • Practice session • Supervised clinical practice • Drug book/presentation 	<ul style="list-style-type: none"> • Essay type • Short answer • Objective type • Assessment of skills with check list

Handwritten signature
PRINCIPAL

Unit	Time (Hrs)	Learning Objectives	Content	Teaching Learning Activities	Assessment Methods
			<ul style="list-style-type: none"> ✓ Types ✓ Methods of administration ✓ Effects and Stages ✓ Equipments ✓ Drugs • Cardio Pulmonary Resuscitation (CPR) • Pain management techniques • Legal Aspects 		

Internal assessment: (25 Marks-Refer to regulations)

Three Unit test marks	45%
Two Assignment marks	25%
Model Exam	25%
Attendance	5%
Total	100%

Reference Books:

1. Brunner (V), Medical Surgical Nursing , LWW, 10th Edition.
2. Black, Medical Surgical Nursing: Clinical Management for positive outcomes, Elsevier,7th Edition.
3. Willams, Understanding Medical Surgical Nursing, Jaypee, 3rd Edition.
4. Timby, Introductory Medical Surgical Nursing, LWW, 9th Edition.
5. Lewis, Medical Surgical Nursing Assessment & Management of Clinical Problems, Elsevier 7th edition
6. Ignatavicius, Critical Thinking for Collaborative Care, Elsevier, 5th Edition.
7. Monahan, Phipp's Medical Surgical Nursing: Health & illness perspectives practice, Jaypee, 8th Edition.
8. Gulanick, Nursing Care Plans: Nursing Diagnosis & Interventions, Mosby, 5th edition
9. Lippincott's Manual of Nursing Practice, Jaypee , Edition.
10. Ulrich, Nursing Care Planning Guides: For adults in acute extended & Home care settings, Elsevier, 6th edition.
11. White, Foundations of Adulth Health Nursing, Thompson, 2nd edition.
12. Redfern, Nursing Older People ,Churchill Livingstone , 4th edition.
13. Phillip, Berry & Kohn's Operating room techniques, Elsevier, 11th Edition.
14. Marks, Roxburgh's Common Skin Diseases, Arnold, 17th edition.
15. Thappa, Essential in Dermatology with MCQ's, Ahuja publishing


PRINCIPAL

Arulmigu Meenakshi College of Nursing
Enathur, Kanchipuram.

Medical Surgical Nursing

(Adult including Geriatrics)-I

Practical

Placement: Second year

Time: 720 Hours

Areas	Durati on(in week)	Objectives	Skills	Assignments	Assessment Methods
General Medical ward (Respiratory, GI, Endocrine, Renal, Hematology)	6	<ul style="list-style-type: none"> • Provide nursing care to adult patients with medical disorders • Counsel and educate patients and families 	<ul style="list-style-type: none"> • Assessment of the patient <ul style="list-style-type: none"> ✓ Taking history ✓ Perform general and specific physical examination. ✓ Identify alterations and deviations • Practice medical surgical asepsis-Standard safety measures • Administer medications • Oral, IV, IM, Subcutaneous • IV therapy <ul style="list-style-type: none"> ✓ IV canulation ✓ Maintenance and monitoring • Oxygen therapy by different methods • Nebulization • Chest physiotherapy • Naso gastric feeding • Assist in common diagnostic • Perform/Assist in therapeutic procedure • Blood and component therapy • Throat Suctioning • Collect specimens for common investigations. • Maintain elimination <ul style="list-style-type: none"> ✓ Catheterization ✓ Bowel wash ✓ Enema ✓ Urinary drainage • Maintain Intake, output and documentation • Counsel and teach related to specific disease conditions. 	<ul style="list-style-type: none"> • Plan and give care 3-4 assigned patients • Nursing care plan-2 • Nursing case study/presentation -1 • Drug presentation-1 • Maintain drug book • Maintain Practical record book 	<ul style="list-style-type: none"> • Assess performance with rating scale • Assess each skill with checklist • Evaluation of case study/presentation • Completion of practical record.

PRINCIPAL

Arulmigu Meenakshi College of Nursing
Enathur, Kanchipuram.

Areas	Durati on(in week)	Objectives	Skills	Assignments	Assessment Methods
General Surgical Ward(GI,U rinary,CTV S)	6	<ul style="list-style-type: none"> • Provide pre and post operative nursing care to adult patients with surgical disorders • Counsel and educate patients and families 	<ul style="list-style-type: none"> • Practice medical surgical asepsis Standard safety measures • Pre-operative preparation of patients • Post operative care- Receiving patient,assessment,monitoring,care • Care of wound and drainage • Suture removal • Ambulation and exercise • Naso gastric aspiration • Care of chest drainage • Ostomy care <ul style="list-style-type: none"> ✓ Gastrostomy ✓ Colostomy ✓ Enterostomy • Blood and component therapy • Practice universal precautions 	<ul style="list-style-type: none"> • Plan and give care 3-4 assigned patients • Nursing care plan-2 • Nursing case study/presentation -1 • Drug presentation-1 • Maintain drug book 	<ul style="list-style-type: none"> • Assess performance with rating scale • Assess each skill with checklist • Evaluation of case study/presentation • Completion of activity record
Cardiology ward	2	<ul style="list-style-type: none"> • Provide nursing care to patients with cardiac disorders • Counsel and educate patients and families 	<ul style="list-style-type: none"> • Physical examination of the cardio vascular system Recording and interpreting ECG • Monitoring of patients • Preparation and assisting in non-invasive and invasive diagnostic procedures. • Administer cardiac drugs • Cardio pulmonary Resuscitation • Teach patients and families • Practice medical and surgical asepsis-Standard safety measures 	<ul style="list-style-type: none"> • Plan and give care to 2-3 assigned patients • Nursing care plan-1 • Nursing case study/presentation /Health talk-1 • Maintain drug book 	<ul style="list-style-type: none"> • Assess performance with rating scale • Assess each skill with checklist • Evaluation of case study/presentation/Health talk • Completion of activity record
Skin & Communicable diseases Ward	1	<ul style="list-style-type: none"> • Identify Skin problems • Provide nursing care to patients with skin disorders & Communicable 	<ul style="list-style-type: none"> • Assessment of patients with skin disorders • Assist in diagnostic and therapeutic procedures • Administer topical medication • Practice medical surgical asepsis-Standard safety 	<ul style="list-style-type: none"> • Plan and give care to 2-3 assigned patients • Health talk/Counseling HIV positive patients and families-1 • Maintain drug 	<ul style="list-style-type: none"> • Assess performance with rating scale • Evaluation health talk/Counseling

Kull
PRINCIPAL

Areas	Durati on(in week)	Objectives	Skills	Assignments	Assessment Methods
		<ul style="list-style-type: none"> ble diseases • Counsel and educate patients and families 	<ul style="list-style-type: none"> measures • Use of personal protective equipment(PPE) • Give Medicated baths • Counselling HIV positive patients 	<ul style="list-style-type: none"> book 	<ul style="list-style-type: none"> session • Completion of activity record
Orthopaedic ward	2	<ul style="list-style-type: none"> • Provide nursing care of patient with musculoskeletal disorders • Counsel and educate patient and families 	<ul style="list-style-type: none"> • Assessment of orthopaedic patients • Assist in application of plaster cast and removal of cast • Apply skin traction-buck's extension traction. • Assist application and removal of prosthesis • Physiotherapy-Range of motion exercises(ROM),muscle strengthening exercises • Crutch maneuvering technique. • Activities of daily living • Ambulation • Teach and counsel patients and families 	<ul style="list-style-type: none"> • Plan and give care to 2-3 assigned patients • Nursing care plan-1 • Nursing case study/presentation -1 • Maintain drug book 	<ul style="list-style-type: none"> • Assess each performance with rating scale • Evaluation of Nursing care plan and Nursing case study/presentation • Completion of activity record
Operation Theater	6	<ul style="list-style-type: none"> • Identify instruments used in common operations • Participate in infection control practice in the Operation Theater • Set-up the table/trolleys for common operative procedures • Assist in giving anesthesia 	<ul style="list-style-type: none"> • Scrubbing,gowning,gloving • Identify instruments,suturing materials for common operations • Disinfection,Carbolization,fumigation • Preparation of instrument sets for common operations • Sterilization of sharps and other instruments • Prepare the OT table depending upon the operation • Positioning and monitoring of patients • Endotracheal intubation • Assisting in minor and major operations. 	<ul style="list-style-type: none"> • Assist as a circulatory nurse in • Major cases-10 • Minor cases -5 • Assist as a scrub nurse in • Major cases -10 • Minor cases – 5 • Maintain drug book 	<ul style="list-style-type: none"> • Assess performance with rating scale • Completion of activity record

PRINCIPAL

Arulmigu Manakshi College of Nursing
Enathur, Kanchipuram.

Areas	Durati on(in week)	Objectives	Skills	Assignments	Assessment Methods
		<ul style="list-style-type: none"> Assist in the operative procedures Provide peri operative nursing care 	<ul style="list-style-type: none"> Handling specimens Disposal of waste as per the guidelines 		

Internal assessment for Practical: (100 Marks/ 50 Marks-Refer to regulations)

Continuous Evaluation of Clinical Performance	30%
Clinical assignment (Case study/ Practical record/Case book)	20%
Clinical Presentation	10%
Observational /field visit/ Health talk	10%
Model Practical Examination	30%
Total	100%

Princ

PRINC

Arulmigu Meenakshi College of Nursing
Enathur, Kanchipuram.

Community Health Nursing – I

Placement: Second year

Time: Theory – 90 Hrs

Practical – 135 Hrs

Course Description: This course is designed for students to appreciate the principles of promotion and maintenance of Health.

Unit	Time (Hrs)	Learning Objectives	Content	Teaching Learning Methods	Assessment methods
I	2	Describe concept and dimensions of health	Introduction <ul style="list-style-type: none"> • Community health Nursing • Definition, concepts and dimensions of health • Promotion of health • Maintenance of health 	* Lecture Discussion	*Short answer
II	20	Describe determinants of health	Determinants of health <ul style="list-style-type: none"> • Eugenics • Environmental studies: <ul style="list-style-type: none"> - Definition, Scope and Importance – Need for public services. • Environment and Environmental Pollution: <ul style="list-style-type: none"> - Definition, Causes, Effects and control measure of Physical, Air, Light, Soil, Marine, Thermal, Nuclear pollution, Ventilation, Water (Water resources : Use and Over utilization of surface and ground water, floods, drought, conflicts over water, Dams – Benefits and problems) -Housing, Sanitation, Noise, Climatic change, Heat waves and its Impact on health, • Solid waste management: <ul style="list-style-type: none"> -Causes, effects and control measures of Urban and Industrial waste -Disposal of waste disposal of dead bodies, Communication: Infrastructure facilities and linkages -Forestation, <ul style="list-style-type: none"> Use and over exploitation, Deforestation, case studies, timber extraction, mining, dams and their effects on 	* Lecture Discussion *Explain using charts, graphs, models, films, slides * Visits to water supply, sewage disposal, milk plants, slaughter house etc.,	* Essay type *Short answers *Objective type

Unit	Time (Hrs)	Learning Objectives	Content	Teaching Learning Methods	Assessment methods
			<p>forests and tribal people.</p> <ul style="list-style-type: none"> - Mineral Resources <ul style="list-style-type: none"> Use and exploitation, Environmental effects of extracting and using mineral resources, case studies. -Acts regulating the environment: National Pollution Control Board including Acts on Air and Water. <ul style="list-style-type: none"> Role of individual in prevention of pollution, pollution case studies. -Bacterial and viral: Agents, host, carries and immunity. -Arthropods and Rodent <ul style="list-style-type: none"> • Food hygiene: Production preservation, Purchase, preparation, consumption, World food problems, changes caused by agriculture and overgrazing, effects of modern agriculture, fertilizer – pesticides problems, water logging, salinity, case studies. • Acts regulating food hygiene-Prevention of food Adulteration Act, drugs and cosmetics Act • Wild life protection Act, Forest conservation Act, Issues involved in enforcement of environmental legislation and public awareness. • Socio – Cultural: <ul style="list-style-type: none"> - Customs – taboos -Marriage System - Family Structure -Status of Special groups: females, Children, elderly, challenged groups and sick persons. • Lifestyle • Hygiene • Physical activity <ul style="list-style-type: none"> -Recreation and sleep -Sexual Life -Spiritual life philosophy 		

Handwritten signature

PRINCIPAL

Unit	Time (Hrs)	Learning Objectives	Content	Teaching Learning Methods	Assessment methods
			<ul style="list-style-type: none"> -Self reliance -Dietary Pattern -Education -Occupation • Financial Management <ul style="list-style-type: none"> -Income -Budget -Purchasing Power - Security • Forest resources : <ul style="list-style-type: none"> - Use and overexploitation, Deforestation, Case studies, Timber extraction, Mining, Dams and their effects on forest and tribal people • Energy Resources <ul style="list-style-type: none"> - Growing energy needs - Renewable and Nonrenewable energy resources, use of alternate energy sources, case studies. • Land resources: <ul style="list-style-type: none"> -Land as a resource, Land degradation, Man induced landslides, soil erosion and desertification. <p>Role of an individual in conservation of natural resources.</p> <p>Equitable use of resources for sustainable life styles.</p> • Ecosystem: <ul style="list-style-type: none"> - Concept of an ecosystem - Structure & Function of an Ecosystem producers, consumers and decomposers. - Energy flow in the ecosystem - Ecological succession - Food chains, food webs and ecological pyramids - Introduction, types, characteristics, structure and functions of the following ecosystems: <p>Forest ecosystem, Grass land ecosystem, desert ecosystem, aquatic ecosystem (ponds, streams, lakes, river, ocean, estuaries)</p> • Disaster Management: Floods, 		


 PRINCIPAL
 Arulmigu Meenakshi College of Nursing
 Enathur, Kanchipuram.

Unit	Time (Hrs)	Learning Objectives	Content	Teaching Learning Methods	Assessment methods
			Earth quake, cyclone and Land slides.		
III	10	Describe concepts, scope, uses, methods and approaches of epidemiology	Epidemiology <ul style="list-style-type: none"> • Definition, concept, aims, scope, uses and terminology used in epidemiology. • Dynamics of disease Transmission: epidemiological triad • Morbidity and mortality: measurements. • Levels of Prevention. • Methods of Epidemiology - Descriptive -Analytical: Epidemic investigation of an outbreak -Experimental 	* Lecture Discussion *Explain using charts, graphs, models, films, slides	* Essay type *Short answers
IV	25	Describe Epidemiology and nursing management of common Communicable diseases.	Epidemiology and Nursing management of common communicable discuses <ul style="list-style-type: none"> • Respiratory infections <ul style="list-style-type: none"> -Small Pox -Chicken pox - Measles - Influenza - Rubella -ARI'S & Pneumonia -Mumps - Diphtheria - Whooping cough -Meningococcal Meningitis -Tuberculosis -SARS • Intestinal infections <ul style="list-style-type: none"> Poliomyelitis -Viral hepatitis - Cholera - Diarrhoeal Diseases -Typhoid fever - Food poisoning, Food Borne Disease -Amoebiasis - Hookworm infestation - Ascariasis -Dracunculiasis • Arthropod Infections <ul style="list-style-type: none"> -Dengue -Malaria - Filariasis, Chickengunia 	* Lecture Discussion *Explain using charts, graphs, models, films, slides *Seminar *Supervised field visits- Health centers, clinics and homes *Group projects/ Health education	* Essay type *Short answers *Objective type

Full
PRINCIPAL

Unit	Time (Hrs)	Learning Objectives	Content	Teaching Learning Methods	Assessment methods
			<ul style="list-style-type: none"> • Zoo nosos. • Viral <ul style="list-style-type: none"> -Rabies -yellow fever -Japanese encephalitis -kyasnur forest disease • Bacterial <ul style="list-style-type: none"> -Brucellosis - Plague, -Human Salmonellosis -Anthrax - Leptospirosis • Rickettsial diseases <ul style="list-style-type: none"> -Rickettsial Zoonoses - Scrub typhus - Murine typhus -Tick typhus - Q fever • Parasitic Zoonoses <ul style="list-style-type: none"> -Taeniasis - Tetanus -leprosy - yaws • STD & RTI, HIV/AIDS, Any other 		
V	10	Describe the Epidemiology and nursing management of common non-communicable diseases.	Epidemiology and Nursing management of common non Communicable diseases <ul style="list-style-type: none"> • Malnutrition: under nutrition, over nutrition, nutritional deficiencies • Anemia • Hypertension, • Stroke • Rheumatic Heart disease • coronary heart disease • Cancer • Diabetes mellitus • Blindness • Accidents • Mental illness • Obesity • Iodine deficiency • Fluorosis • Epilepsy 	* Lecture Discussion *Explain using charts, graphs, models, films, slides *Seminar *Supervised field visits- Health centers, clinics and homes *Group projects/ Health education	* Essay type *Short answers *Objective type
VI	6	*Describe the concepts and scope of demography *Describe	Demography <ul style="list-style-type: none"> • Definition, Concepts and Scope. • Methods of collection, analysis and interpretation of 	* Lecture Discussion *Community identification survey	* Essay type *Short answers *Objective type

Unit	Time (Hrs)	Learning Objectives	Content	Teaching Learning Methods	Assessment methods
		methods of data collection, analysis and interpretation of demographic data.	demographic data. <ul style="list-style-type: none"> Demographic rates and ratios. 		*Assessment of survey report
VII	17	*Identify the impact of population explosion in India *describe methods of population control.	Population and its Control <ul style="list-style-type: none"> Human population and environment: Population growth, Variation among nation. Population explosion and its impact on social, economic development of individual, society and Country. Population Control: <ul style="list-style-type: none"> - Overall development, women empowerment, Social, economic and educational development, Woman and Child welfare. - Limiting family size: <ul style="list-style-type: none"> -Promotion of Small family norm - Methods of Spacing (Natural, biological, Chemical, Mechanical methods, etc.,) - Terminal: Surgical Methods <ul style="list-style-type: none"> -Emergency Contraceptives Family welfare programmes: Family planning 2020 Environment and Human Health, Human Rights, Value Education 	* Lecture * Discussion *Counseling *Demonstration *Practice session *Supervised field practice	* Essay type *Short answers *Objective type *Assessment of survey report

Internal assessment: (25 Marks – Refer to regulations)

Three Unit test marks	45%
Two Assignment marks	25%
Model Exam	25%
Attendance	5%
Total	100%


PRINCIPAL
 Arulmigu Meenakshi College of Nursing
 Enathur, Kanchipuram.

Field Work:

1. Visit to a local area to document environmental asserts – reiver / forest / grassland / hill/ mountain.
2. Visit to al local polluted site – urban / rural / industrial / agriculture.
3. Study of common plants, insects, birds.
4. Study of simple ecosystems – pond, river, hill slopes, etc.

Reference :

1. Park (JE), Textbook of Preventive and Social Medicine, Bhanarsida Bhanot Publishers, Jabalpur, 19th Edition, 2007
2. Stanhope (M), Public Health Nursing: Population- Centered Health care in the Community, Elsevier, 7th Edition, 2008
3. Rao (KS), Introduction to Community Health Nursing, S.I. Publications, Chennai, 1989
4. T.N.A.I., A Community Health Nursing Manual, New Gian Offset Press, New Delhi, 1989
5. Jadhav H, Environmental Protection and Laws, Himalaya Publication, 2000.
6. Odum EP, Fundamental of Ecology, WB Sannders Publication, 1971.
7. Clarke G. Elements of Ecology, John Wiley and Sons, New York.
8. Verma PS and Agarwal VK. Principles of ecology, S. Chand & Co., New Delhi.
9. Cunningham et.at. Environmental Encyclopedia, Jaico Publication, Mumbai.
10. Miller TG Jr. Environmental Science, Wadsworth Publishers.
11. Sharma BK, Environmental Chemistry, Goel Publishers, Meeru, 2001

Jme

PRINCIPAL

**Arulmigu Meenakshi College of Nursing
Enathur, Kanchipuram.**

Community Health Nursing I– Practical

Placement: Second Year

Time: Practical – 135 Hrs

Areas	Duration (in Week)	Objectives	Skills	Assignments	Assessment methods
Community Health Nursing	2 wks Urban & 2 wks Rural	<ul style="list-style-type: none"> • Build and maintain rapport • Identify demographic characteristics, health determinants and community health resources • Diagnose health needs of individual and families • Provide primary care in health center • Counsel and educate individual, family and community 	<ul style="list-style-type: none"> • Use techniques of interpersonal relationship • Identification of health determinants of community • History taking • Physical examination • Collect specimens- sputum, malaria smear • Perform simple lab tests at centre- blood for hemoglobin and urine for albumin and sugar • Administer vaccines and medications to Adults • Counsel and teach individual, family and community <ul style="list-style-type: none"> -Nutrition -Hygiene -Self health monitoring -Seeking health services -Healthy life style -Family welfare methods -Health promotion 	<ul style="list-style-type: none"> • To work with 2 assigned families each in urban and rural • Family study-1 • Observation report of community -1 • Health talks 2 (1 in Urban & 1 in Rural) 	<ul style="list-style-type: none"> • Assess clinical performance with rating scale • Assess each skills with checklist • Evaluation of family study, observation report and health talk • Completion of activity record

Internal assessment for Practical: (100 Marks/ 50 Marks- Refer to regulations)

Continuous Evaluation of Clinical Performance	30%
Clinical assignment (Case study/ Practical record/Case book)	20%
Clinical Presentation	10%
Observational /field visit/ Health talk	10%
Model Practical Examination	30%
Total	100%



PRINCIPAL

**Arulmigu Meenakshi College of Nursing
Enathur, Kanchipuram.**

Communication & Education Technology

Placement: Second Year

Time: Theory - 60 Hours

Practical – 30Hours

Course Description: This course is designed to help the students acquire an understanding of the principles and methods of communication and teaching. It helps to develop skill in communicating effectively, maintaining effective interpersonal relations, teaching individuals and group in clinical community health and educational settings.

Unit	Time (Hrs)		Learning Objectives	Content	Teaching Learning Activities	Assessment methods
	Th.	Pr.				
I	5		<ul style="list-style-type: none"> Describe the communication process Identify techniques of effective communication 	Review of Communication Process <ul style="list-style-type: none"> Process: elements and channel Facilitators Barriers and methods of overcoming techniques 	<ul style="list-style-type: none"> Lecture Discussion Role plays Exercises with audio/video tapes 	<ul style="list-style-type: none"> Respond to critical incidents Short answers Objective type
II	5		<ul style="list-style-type: none"> Establish effective interpersonal relations with patients, families & co-workers 	Interpersonal relations <ul style="list-style-type: none"> Purpose & types Phases Barriers and methods of overcoming Johari Window 	<ul style="list-style-type: none"> Lecture Discussion Role plays Exercises with audio/video tapes Process recording 	<ul style="list-style-type: none"> Short answers Objective type
III	5		<ul style="list-style-type: none"> Develop effective human relations in context of Nursing 	Human Relations <ul style="list-style-type: none"> Understanding self Social behavior, motivation, social attitudes Individual and groups Groups & individual Human relation in context of Nursing Group dynamics Team work. 	<ul style="list-style-type: none"> Lecture Discussion Sociometry Group games Psychometric exercises followed by discussion 	<ul style="list-style-type: none"> Short answers Objective type Respond to test based on critical incidents
IV	10	5	<ul style="list-style-type: none"> Develop basic skill of guidance and counseling 	Guidance and Counseling <ul style="list-style-type: none"> Definitions Purpose, scope and need Basic principles Organization of counseling services Types of counseling approaches Roles and preparation of counselor Issues for counseling in Nursing: students and practitioners 	<ul style="list-style-type: none"> Lecture Discussion Role play on counseling in different situations followed by discussion 	<ul style="list-style-type: none"> Short answers Objective type Assess performance in role play situations

Unit	Time (Hrs)		Learning Objectives	Content	Teaching Learning Activities	Assessment methods
	Th.	Pr.				
				<ul style="list-style-type: none"> • Counseling process – steps & techniques, tools of counselor • Managing disciplinary problems • Management of crisis & referral 		
V	5		<ul style="list-style-type: none"> • Describe the philosophy & principles of education 	Principles of Education & Teaching Learning Process <ul style="list-style-type: none"> • Education: meaning, philosophy, aims functions & principles • Nature and characteristics of learning • Principles and maxims of teaching • Formulating objectives: general and specific • Lesson planning • Classroom management 	<ul style="list-style-type: none"> • Lecture • Discussion • Prepare lesson plan • Micro teaching • Exercise on writing objectives 	<ul style="list-style-type: none"> • Short answers • Objective type • Assess lesson plans & teaching sessions
VI	10	10	<ul style="list-style-type: none"> • Demonstrate teaching skill using various teaching methods in clinical, classroom and community settings 	Methods of teaching <ul style="list-style-type: none"> • Lecture, demonstration, group discussion, seminar, symposium, panel discussion, role play, project, field trip, workshop, exhibition, programmed instruction, computer assisted learning, microteaching, problem based learning, Self instructional module, simulation etc.. • Clinical teaching methods: case method, nursing rounds & reports, bedside clinic, conference (individual & group) process recording 	<ul style="list-style-type: none"> • Lecture • Discussion • Conduct 5 teaching sessions using different methods & media. 	<ul style="list-style-type: none"> • Short answers • Objective type • Assess teaching sessions
VII	10	8	<ul style="list-style-type: none"> • Prepare and use different types of educational media effectively 	Educational media <ul style="list-style-type: none"> • Purposes & types of A.V Aids, principles and sources etc. • Graphic aids: chalk board, chart, graph, poster, flash cards, flannel graph, bulletin and cartoon. • Three dimensional aids: objects, specimen, models 	<ul style="list-style-type: none"> • Lecture • Discussion, Demonstration • Prepare different teaching aids – projected & non projected 	<ul style="list-style-type: none"> • Short answers • Objective type • Assess the teaching aids prepared

J. M. R.
PRINCIPAL

Unit	Time (Hrs)		Learning Objectives	Content	Teaching Learning Activities	Assessment methods
	Th.	Pr.				
				puppets. • Printed aids: Pamphlets & leaflets • Projected aids: Slides, overhead projector, films, TV, VCR/VCD, camera, microscope, LCD. • Audio aids: Tape recorder, public address system. • Computer		
VIII	5	7	<ul style="list-style-type: none"> Prepare different types of questions for assessment of knowledge, skills and attitudes 	Assessment <ul style="list-style-type: none"> Purpose & scope of evaluation & assessment Criteria for selection of assessment techniques and methods Assessment of knowledge: Essay type question, Short answer question (SAQ), Multiple choice question (MCQ) Assessment of skills: Observation check list, practical exam, Viva, Objective Structured Clinical Examination (OSCE) Assessment of Attitude: Attitude scales. 	<ul style="list-style-type: none"> Lecture Discussion Exercise on writing different types of assessment tools 	<ul style="list-style-type: none"> Short answers Objective type Assess the strategies used in practice teaching sessions and exercise sessions
IX	5		<ul style="list-style-type: none"> Teach individuals, groups and communities about health with their active participation 	Information, Education & Communication for health (IEC) <ul style="list-style-type: none"> Health behavior & health education Planning for health education Health education with individuals, groups & communities Communicating health messages Methods & media for communicating health messages Using mass media. 	<ul style="list-style-type: none"> Lecture Discussion Plan & conduct health education sessions for individuals, group & communities 	<ul style="list-style-type: none"> Short answers Objective type Assess the planning & conduct of the educational session


PRINCIPAL
 Arulmigu Meenakshi College of Nursing
 Enathur, Kanchipuram.

Internal assessment: (25 Marks- Refer to regulations)

Three Unit test marks	45%
Two Assignment marks	25%
Model Exam	25%
Attendance	5%
Total	100%

Reference Books:-

1. Heidgerkohn (DE), Teaching and Learning in School of Nursing, Philadelphia, J.O.
2. Billioet Co. W.H.O. Curriculum Guide for the Schools of Nursing in India, Delhi WHO.
3. Neeraja, Textbook of Nursing Education, Jaypere Brothers.
4. Tyler (RW), Basic of Curriculum and Instruction, Chicago, The university of Chicago press.


PRINCIPAL
Arulmigu Meenakshi College of Nursing
Enathur, Kanchipuram.

Medical Surgical Nursing (Adult including Geriatrics) - II

Placement : Third Year

Time: Theory – 120 hours

Practical – 460 hours

Course Description: The purpose of this course is to acquire knowledge and develop proficiency in caring for patients with medical and surgical disorders in varieties of health care settings and at home.

Unit	Time (Hrs)	Learning Objectives	Content	Teaching Learning Activity	Assessment method
I	15	*Describe the etiology, pathophysiology, clinical manifestations, diagnostic measures and management of patients with disorders of Ear Nose and Throat	<p>Nursing management of patient with disorders of Ear Nose and throat</p> <p>* Review of anatomy and Physiology of the Ear Nose and Throat</p> <p>* Nursing assessment-History and physical assessment</p> <p>* Etiology, pathophysiology, clinical manifestations, diagnosis, treatment modalities and medical & surgical nursing management of Ear Nose and Throat disorders;</p> <p>_ External ear - deformities otalgia, foreign bodies and tumors</p> <p>_ Middle ear - impacted wax, Tympanic membrane perforation, otitis media, otosclerosis, mastoidities, tumours</p> <p>_ Inner ear - Meniere's disease, labyrinthitis, ototoxicity, tumours</p> <p>_ Upper airway infections-common cold, sinusitis, rhinitis, pharyngitis, tonsillitis and adenoiditis, peritonsillar abscess, laryngitis.</p> <p>* Upper respiratory airway-epistaxis,</p> <p>* Nasal obstruction, laryngeal obstruction, cancer of the larynx cancer of the oral cavity</p> <p>* Speech defects and therapy</p> <p>* Deafness</p> <p>* Prevention, control and rehabilitation</p> <p>* Hearing aids, implanted hearing devices</p> <p>Special therapies</p> <p>Nursing procedures</p>	<p>*Lecture discussion</p> <p>*Explain using charts, graphs</p> <p>*Models, films, slides</p> <p>*Demonstration</p> <p>*Practice session</p> <p>*Case discussions/Seminar</p> <p>*Health education</p> <p>*Supervised clinical practice</p> <p>*Drug book/Presentation</p>	<p>*Essay type</p> <p>*Short answers</p> <p>*Objective type</p> <p>*Assessment of skills with check list</p> <p>*Assessment of patient management problem</p>

Unit	Time (Hrs)	Learning Objectives	Content	Teaching Learning Activity	Assessment method
			Drugs used in treatment of disorders of Ear Nose and Throat Role of nurse in communicating with hearing impaired and muteness.		
II	15	*Describe the etiology, pathophysiology, clinical manifestations, diagnostic measures and management of patients with disorders of eye	<p>Nursing management of patient with disorders of eye</p> <p>* Review of anatomy and physiology of the eye –</p> <p>* Nursing assessment-History and physical assessment</p> <p>* Etiology, pathophysiology, clinical manifestations, diagnosis, treatment modalities and medical & surgical nursing management of eye disorders;</p> <ul style="list-style-type: none"> <input type="checkbox"/> Refractive errors <input type="checkbox"/> Eyelids-infection, tumors and deformities <input type="checkbox"/> Conjunctiva-inflammation and infection, bleeding <input type="checkbox"/> Cornea-inflammation and infection <input type="checkbox"/> Lens-cataracts <input type="checkbox"/> Glaucoma <input type="checkbox"/> Disorders of the uveal tract <input type="checkbox"/> Ocular tumours <input type="checkbox"/> Retinal detachment <input type="checkbox"/> Ocular emergencies and their prevention <p>* Blindness</p> <p>* National blindness control program</p> <ul style="list-style-type: none"> <input type="checkbox"/> Eye Banking <input type="checkbox"/> Eye prostheses and rehabilitation <p>Role of Nurse - communication with visually impaired patient, Eye camps</p> <p>Special therapies</p> <p>Nursing procedures</p> <p>Drugs used in treatment of disorders of eye</p>	<p>*Lecture discussion</p> <p>*Explain using charts, graphs</p> <p>*Models, films, slides</p> <p>*Demonstration</p> <p>*Practice session</p> <p>*Case discussions/Seminar</p> <p>*Health education</p> <p>*Supervised clinical practice</p> <p>*Drug book/Presentation</p> <p>*Visit to eye bank</p> <p>*Participation in eye camps</p>	<p>*Essay type</p> <p>*Short answers</p> <p>*Objective type</p> <p>*Assessment of skills with check list</p> <p>*Assessment of patient management problem</p>
III	16	*Describe the etiology, pathophysiology, clinical manifestations, diagnostic measures and	<p>Nursing management of patient with Neurological disorders</p> <p>* Review of anatomy and physiology of the neurological system</p> <p>* Nursing assessment-History and physical and neurological assessment and Glasgow coma scale</p>	<p>*Lecture discussion</p> <p>*Explain using charts, graphs</p> <p>*Models, films, slides</p>	<p>*Essay type</p> <p>*Short answers</p> <p>*Objective type</p> <p>*Assessment of skills with</p>

PRINCIPAL

Unit	Time (Hrs)	Learning Objectives	Content	Teaching Learning Activity	Assessment method
		management of patients with neurological disorders	<ul style="list-style-type: none"> * Etiology, pathophysiology, clinical manifestations, diagnosis, treatment modalities and medical & surgical nursing management of neurological disorders * Congenital malformation * Headache * Head injuries * Spinal Injuries <ul style="list-style-type: none"> □ Paraplegia □ Hemiplegia □ Quadraplegia * Spinal cord compression - herniation of intervertebral disc * Tumours of the brain & spinal cord * Intra cranial and cerebral aneurysms * Infections : <ul style="list-style-type: none"> □ Meningitis, encephalitis, brain abscess, neurocysticercosis * Movement disorders <ul style="list-style-type: none"> □ Chorea □ Seizures □ Epilepsies * Cerebro vascular accident (CVA) * Cranial, spinal neuropathies - Bell's palsy, trigeminal neuralgia * Peripheral Neuropathies; Guillain-Barre syndrome * Myasthenia gravis * Multiple sclerosis <ul style="list-style-type: none"> □ Degenerative disease □ Delirium □ Dementia □ Alzheimer's disease □ Parkinson's disease * Management of unconscious patients and patients with stroke * Role of the nurse in communicating with patient having neurological deficit * Rehabilitation of patients with neurological deficit Role of nurse in long stay facility (institutions) and at home Special therapies 	<ul style="list-style-type: none"> *Demonstration *Practice session *Case discussions/Seminar *Health education *Supervised clinical practice *Drug book/Presentation *Visit to rehabilitation centre 	<ul style="list-style-type: none"> check list *Assessment of patient management problem

Principal
PRINCIPAL

Unit	Time (Hrs)	Learning Objectives	Content	Teaching Learning Activity	Assessment method
			Nursing procedures Drugs used in treatment of neurological disorders		
IV	16	<p>*Describe the etiology, pathophysiology, clinical manifestations, diagnostic measures and management of patients with disorders of female reproductive system</p> <p>*Describe the concepts of reproductive health and family welfare programme</p>	<p>Nursing management of patient with disorders of female reproductive system</p> <p>* Review of anatomy and physiology of the female reproductive system</p> <p>* Nursing assessment-History and physical assessment</p> <p>* Breast self examination</p> <p>* Etiology, pathophysiology, clinical manifestations, diagnosis, treatment modalities and medical & surgical nursing management of disorders of female reproductive system</p> <p>* Congenital abnormalities of female reproductive system</p> <p>* Sexuality and reproductive health</p> <p>* Sexual health assessment</p> <p>* Menstrual disorders; Dysmenorrhea, Premenstrual syndrome</p> <p>* Abnormal uterine bleeding; Menorrhagia, Metrorrhagia pelvic inflammatory disease</p> <p>* Ovarian and fallopian tube disorders, infections, cysts, tumours</p> <p>Uterine and cervical disorders, Endometriosis,, polyps, Fibroids, Cervical and uterine tumours, Uterine displacement, cystocele/Urethrocele/Rectocele</p> <p>* Vaginal disorders; infections, discharges, fistulas,</p> <p>*Vulvar Disorders : cysts, tumours</p> <p>* Diseases of breasts; Deformities, infections, cysts and tumours</p> <p>* Menopause and hormonal replacement therapy</p> <p>* Infertility</p> <p>* Contraception; Types methods, risk and effectiveness</p> <ul style="list-style-type: none"> - Spacing methods <ul style="list-style-type: none"> ➤ Barrier methods ➤ Intra uterine devices ➤ Hormonal, 	<p>*Lecture discussion</p> <p>*Explain using charts, graphs</p> <p>*Models, films, slides</p> <p>*Demonstration</p> <p>*Practice session</p> <p>*Case discussions/Seminar</p> <p>*Health education</p> <p>*Supervised clinical practice</p> <p>*Drug book/Presentation</p>	<p>*Essay type</p> <p>*Short answers</p> <p>*Objective type</p> <p>*Assessment of skills with check list</p> <p>*Assessment of patient management problem</p>

PRINCIPAL

Unit	Time (Hrs)	Learning Objectives	Content	Teaching Learning Activity	Assessment method
			<ul style="list-style-type: none"> ➤ Post conceptional methods, etc <ul style="list-style-type: none"> □ Terminal methods: Sterilization * Emergency contraception methods * Abortion - Natural, medical and surgical abortion - MTP Act * Toxic shock syndrome * Injuries and Trauma; Sexual violence Special therapies Nursing procedures Drugs used in treatment of gynecological disorders National family welfare programme 		
V	10	*Describe the etiology, pathophysiology, clinical manifestations, diagnostic measures and management of patients with Burns reconstructive and cosmetic surgery	<p>Nursing management of patient with Burns, reconstructive and cosmetic surgery</p> <ul style="list-style-type: none"> * Review of anatomy and physiology of skin and connective tissues and various deformities * Nursing assessment-History and physical assessment and assessment of burns and fluid and electrolyte loss. <p>Etiology, classification, pathophysiology, clinical manifestations, diagnosis, treatment modalities and medical & surgical Nursing management of burns and re-constructive and cosmetic surgery;</p> <ul style="list-style-type: none"> * Types of Re-constructive and cosmetic surgery; for burns, congenital deformities, injuries and cosmetic purposes * Role of Nurse * Legal aspects * Rehabilitation * Special therapies <ul style="list-style-type: none"> _ Psycho social aspects <p>Nursing procedures</p> <p>Drugs used in treatment of burns, reconstructive and cosmetic surgery</p>	<ul style="list-style-type: none"> *Lecture discussion *Explain using charts, graphs *Models, films, slides *Demonstration *Practice session *Case discussions/Seminar *Health education *Supervised clinical practice *Drug book/Presentation 	<ul style="list-style-type: none"> *Essay type *Short answers *Objective type *Assessment of skills with check list *Assessment of patient management problem
VI	10	*Describe the etiology, pathophysiology, clinical manifestations, diagnostic measures and	<p>Nursing management of patient with oncological conditions</p> <ul style="list-style-type: none"> * Structure & characteristics of normal & cancer cells * Nursing assessment-History and physical assessment * Prevention, screening, early detection, 	<ul style="list-style-type: none"> *Lecture discussion *Explain using charts, graphs *Models, films, slides 	<ul style="list-style-type: none"> *Essay type *Short answers *Objective type *Assessment of skills with

Unit	Time (Hrs)	Learning Objectives	Content	Teaching Learning Activity	Assessment method
		management of patients with oncology	<p>warning signs of cancer</p> <ul style="list-style-type: none"> * Epidemiology, Etiology, classification, pathophysiology staging, clinical manifestations, diagnosis, treatment modalities and medical & surgical management of oncological conditions * Common malignancies of various body systems; oral larynx, lung, stomach and colon, liver, leukemias and lymphomas, breast, cervix, ovary, uterus, sarcoma, brain, renal, bladder, prostate etc * Oncological emergencies * Modalities of treatment <ul style="list-style-type: none"> _ Immunotherapy _ Chemotherapy _ Radiotherapy _ Surgical interventions _ Stem cell and bone marrow transplants _ Gene therapy _ Other forms of treatment * Psycho social aspects of cancer * Rehabilitation * Palliative care; symptom and pain management, nutritional support * Home care * Hospice care * Stomal therapy <ul style="list-style-type: none"> _ Psycho social aspects * Nursing procedures 	<ul style="list-style-type: none"> *Demonstration *Practice session *Case discussions/ Seminar *Health education *Supervised clinical practice *Drug book/ Presentation 	<ul style="list-style-type: none"> check list *Assessment of patient management problem
VII	10	<ul style="list-style-type: none"> *Describe organization of emergency and disaster care services * Describe the role of nurse in disaster management * Describe the role of nurse in management of common emergencies 	<p>Nursing management of patients in EMERGENCY & DISASTER situations</p> <p>Disaster Nursing:</p> <ul style="list-style-type: none"> * Concepts and principles of Disaster Nursing * Causes and types of disaster: Natural and man made <ul style="list-style-type: none"> _ Earthquakes, floods, epidemics, cyclones _ Fire, explosion, accidents _ Violence, terrorism, bio chemical, war * Policies related to emergency/disaster management: International, National, State and Institutional * Disaster preparedness * Team, guidelines, protocols, equipments, 	<ul style="list-style-type: none"> *Lecture discussion *Explain using charts, graphs *Models, films, slides *Demonstration *Practice session *Case discussions/ Seminar *Health 	<ul style="list-style-type: none"> *Essay type *Short answers *Objective type *Assessment of skills with check list *Assessment of patient management problem

Unit	Time (Hrs)	Learning Objectives	Content	Teaching Learning Activity	Assessment method
			<p>resources</p> <ul style="list-style-type: none"> * Co - ordination and involvement of Community, various Government departments, Non Govt. organizations and international agencies. * Role of Nurse: working * Legal aspects of disaster Nursing * Impact of health after effects: Post traumatic stress disaster * Rehabilitation: Physical, Psycho social, Financial, Relocation <p>Emergency Nursing</p> <ul style="list-style-type: none"> * Concept, priorities, principles and scope of emergency Nursing * Organization of emergency services: physical set up, staffing, equipment and supplies, protocols, concept of triage and role of triage Nurse * Co ordination and involvement of different departments and facilities * Nursing assessment - History and physical assessment * Etiology, Pathophysiology, clinical manifestations, diagnosis, treatment modalities and medical surgical nursing management of patient with medical surgical emergency <p>Principles of emergency management</p> <ul style="list-style-type: none"> * Common emergencies * Respiratory emergencies * Cardiac emergencies * Shock and Hemorrhage * Pain * Poly trauma, road accidents, crush injuries, wound * Bites * Poisoning- food, gas, drugs & chemical poisoning * Seizures * Thermal emergencies: Heat stroke & cold injuries * Pediatric emergencies * Psychiatric emergencies * Obstetrical emergencies 	<p>education</p> <ul style="list-style-type: none"> *Supervised clinical practice *Disaster management drills *Drug book/ Presentation 	

Jane

PRINCIPAL

Unit	Time (Hrs)	Learning Objectives	Content	Teaching Learning Activity	Assessment method
			<ul style="list-style-type: none"> * Violence, abuse, sexual assault * Cardio pulmonary resuscitation *Crisis intervention * Role of Nurse: Communication and inter personal relations * Medico-legal aspects 		
VIII	10	Explain the concept and problems of aging	<p>Nursing care of the elderly</p> <ul style="list-style-type: none"> _ Nursing assessment - history and physical assessment _ Aging; _ Demography; Myths and realities _ Concepts and theories of aging _ Cognitive aspects of aging _ Normal biological aging _ Age related body systems changes _ Psychosocial aspects of aging _ Medications and elderly _ Stress and coping in older adults _ Common health problems and nursing management _ Cardiovascular, respiratory, musculoskeletal _ Endocrine, genito-urinary, gastrointestinal _ Neurological, skin and other sensory organs _ Psychosocial and sexual _ Abuse of elderly _ Role of nurse for care of elderly: ambulation, Nutritional, communicable, Psychosocial and spiritual _ Role of nurse for caregivers of elderly _ Role of family and formal and non-formal care givers _ Use of aids and prosthesis (hearing aids, dentures) _ Legal and ethical issues _ Provisions and programmes for elderly; privileges, community programs and health services; _ Home and institutional care 	<ul style="list-style-type: none"> *Lecture discussion *Explain using charts, graphs *Models, films, slides *Demonstration *Practice session *Case discussions/ Seminar *Health education *Supervised clinical practice *Drug book/ Presentation *Visit to old age home 	<ul style="list-style-type: none"> *Essay type *Short answers *Objective type *Assessment of skills with check list *Assessment of patient management problem

Jeal
PRINCIPAL

Unit	Time (Hrs)	Learning Objectives	Content	Teaching Learning Activity	Assessment method
IX	10	*Describe organization of critical care units *Describe the role of nurse in management of patients critical care units	Nursing management of patient in critical care units _ Nursing assessment - history and physical assessment _ Classification _ Principles of critical care nursing _ Organization; Physical setup, policies, staffing norms _ Protocols, equipment and supplies _ Special equipments; ventilators, cardiac monitors, defibrillators _ Resuscitation equipments _ Infection control protocols _ Nursing management of critically ill patients _ Monitoring of critically ill patient _ CPR - Advance cardiac life support _ Treatments and procedures _ Transitional care _ Ethical and legal aspects _ Communication with patient and family _ Intensive care records _ Crisis Intervention _ Death and Dying -copying with _ Drugs used in critical care unit	*Lecture discussion *Explain using charts, graphs *Models, films, slides *Demonstration *Role plays *Practice session *Case discussions/ Seminar *Health education *Supervised clinical practice *Drug book/ Presentation	*Essay type *Short answers *Objective type *Assessment of skills with check list *Assessment of patient management problem
X	8	*Describe the etiology, pathophysiology, clinical manifestations, diagnostic measures and management of patients with disorders of occupational and industrial health disorder	Nursing management of patients adults including elderly with occupational and Industrial disorders _ Nursing assessment-History and physical assessment _ Etiology, pathophysiology, clinical manifestations, diagnosis, treatment modalities and medical & surgical nursing management of occupational and industrial health disorders _ Role of Nurse _ Special therapies, alternative therapies, Nursing procedures _ Drug used in treatment of occupational and industrial disorders		

Jeeva

PRINCIPAL

Arulmigu Meenakshi College of Nursing
Enathur, Kanchipuram.

Internal assessment: (25 Marks-Refer to regulations)

Three Unit test marks	45%
Two Assignment marks	25%
Model Exam	25%
Attendance	5%
Total	100%

Recommended Books:

1. Brunner (V), Medical Surgical Nursing , LWW, 10th Edition.
2. Black, Medical Surgical Nursing: Clinical Management for positive outcomes, Elsevier, 7th Edition.
3. Willams, Understanding Medical Surgical Nursing, Jaypee, 3rd Edition.
4. Timby, Introductory Medical Surgical Nursing, LWW, 9th Edition.
5. Lewis, Medical Surgical Nursing Assessment & Management of Clinical Problems, Elsevier 7th edition
6. Ignatavicius, Critical Thinking for Collaborative Care, Elsevier, 5th Edition.
7. Monahan, Phipp's Medical Surgical Nursing: Health & illness perspectives practice, Jaypee, 8th Edition.
8. Gulanick, Nursing Care Plans: Nursing Diagnosis & Interventions, Mosby, 5th edition
9. Lippincott's Manual of Nursing Practice, Jaypee , Edition.
10. Ulrich, Nursing Care Planning Guides: For adults in acute extended & Home care settings, Elsevier, 6th edition.
11. White, Foundations of Adulth Health Nursing, Thompson, 2nd edition.
12. Redfern, Nursing Older People ,Churchill Livingstone , 4th edition.
13. Phillip, Berry & Kohn's Operating room techniques, Elsevier, 11th Edition.
14. Marks, Roxburgh's Common Skin Diseases, Arnold, 17th edition.
15. Thappa, Essential in Dermatology with MCQ's, Ahuja publishing


PRINCIPAL
Arulmigu Meenakshi College of Nursing
Enathur, Kanchipuram.

Medical Surgical Nursing

(Adult including Geriatrics) – II Practical

Placement : Third Year

Practical – 460 hrs

Areas	Duration (in wks)	Objectives of posting	Skills to be developed	Assignments	Assessment methods
ENT	1	<ul style="list-style-type: none"> *Provide care of patients with ENT disorders *Counsel and educate the patient and families 	<ul style="list-style-type: none"> *Perform examination of ear, nose and throat *Assist with diagnostic procedures *Assist with therapeutic procedures * Instillation of drops *Perform/ assist with irrigations *Apply ear bandage *Perform tracheostomy care *Teach patient and families 	<ul style="list-style-type: none"> *Provide care to 2-3 assigned patients *Nursing care plan – 1 *Observation reports of OPD *Maintain drug book 	<ul style="list-style-type: none"> *Assess each skill with check list *Assess performance with rating scale *Evaluation of observation report of OPD *Completion of activity record
Ophthalmology	2	<ul style="list-style-type: none"> *Provide care of patients with Eye disorders *Counsel and educate the patient and families 	<ul style="list-style-type: none"> *Perform examination of eye *Assist with diagnostic procedures *Assist with therapeutic procedures *Perform / assist with irrigations *Apply eye bandage *Apply eye drops/ ointments *Assist with foreign body removal *Teach patient and families 	<ul style="list-style-type: none"> *Provide care to 2-3 assigned patients *Nursing care plan – 1 *Observation reports of OPD & eye bank *Maintain drug book 	<ul style="list-style-type: none"> *Assess each skill with check list *Assess performance with rating scale *Evaluation of observation report of OPD/ Eye bank *Completion of activity record
Neurology	2	<ul style="list-style-type: none"> *Provide care of patients with neurological disorders *Counsel and educate the patient and families 	<ul style="list-style-type: none"> *Perform neurological examination *Use Glasgow coma scale *Assist with diagnostic procedures *Assist with therapeutic procedures *Teach patient and families *Participate in rehabilitation program 	<ul style="list-style-type: none"> *Provide care to 2-3 assigned patients with neurological disorders * Care study / case presentation– 1 *Maintain drug book *Health teaching - 1 	<ul style="list-style-type: none"> *Assess each skill with check list *Assess performance with rating scale *Evaluation of care study and health teaching *Completion of activity record
Gynecology	1	<ul style="list-style-type: none"> *Provide care of patients with gynecological disorders *Counsel and educate the patient and families 	<ul style="list-style-type: none"> *Assist with gynecological examination *Assist with diagnostic procedures *Assist with therapeutic procedures *Teach patient and families *Teaching self breast 	<ul style="list-style-type: none"> *Provide care to 2-3 assigned patients *Nursing care plan – 1 *Maintain drug book 	<ul style="list-style-type: none"> *Assess each skill with check list *Assess performance with rating scale *Evaluation of care plan

PRINCIPAL

Areas	Duration (in wks)	Objectives of posting	Skills to be developed	Assignments	Assessment methods
			examination *Assist with PAP smear collection		*Completion of activity record
Burns unit	1	*Provide care of patients with Burns *Counsel and educate the patient and families	*Assessment of the burn patient - Percentage of burns - Degree of burns *Fluid and electrolyte replacement therapy - Assess - Calculate - Replace - Record intake/ output *Care of Burn wounds - Bathing - Dressing *Perform active and passive exercises *Practice medical and surgical asepsis *Counsel and teach patients and families *Participate in rehabilitation program	* Provide care to 1- 2 assigned patients *Nursing care plan – 1 *Observation reports of burns unit	*Assess each skill with check list *Assess performance with rating scale *Evaluation of care plan and observation report *Completion of activity record
Oncology	1	*Provide care of patients with cancer *Counsel and educate the patient and families	*Screen for common cancers – TNM classification *Assist with diagnostic procedures - Biopsies - Pap smear - Bone marrow aspiration *Breast self examination *Assist with therapeutic procedures *Participate in various modalities of treatment - Chemotherapy - Radiotherapy - Pain management - Stomal therapy - Hormonal therapy - Immunotherapy - Gene therapy - Alternative therapy * Participate in palliative care *Counsel and teach patients families - Self breast examination - Warning signs * Participate in	* Provide care to 2-3 assigned patients *Nursing care plan – 1 *Observation reports of cancer unit	*Assess each skill with check list *Assess performance with rating scale *Evaluation of observation report *Completion of activity record

Handwritten signature

PRINCIPAL

Arulmigu Meenakshi College of Nursing


Areas	Duration (in wks)	Objectives of posting	Skills to be developed	Assignments	Assessment methods
Critical care unit	3	<ul style="list-style-type: none"> *Provide care to critically ill patients *Counsel patient and families for grief and bereavement 	rehabilitation program <ul style="list-style-type: none"> *Monitoring of patients in ICU *Maintain flow sheet *Care of patient on ventilators *Perform endotracheal suction *Demonstrates use of ventilators, cardiac monitors, etc. *Collects specimens and interprets ABG analysis * Assist with arterial puncture *Maintain CVP line *Pulse oximetry *CPR- ALS * Defibrillators * Pace makers *Bag mask ventilation *Emergency tray/ trolley – Crash cart * Administration of drugs <ul style="list-style-type: none"> - Infusion pump -Epidural - Intra thecal - Intracardiac *Total Parenteral therapy *Chest physiotherapy *Perform active and passive exercises *Counsel the patient and family in dealing with grieving and bereavement 	<ul style="list-style-type: none"> * Provide care to assigned patients *Observation reports of critical care unit *Drugs book 	<ul style="list-style-type: none"> *Assess each skill with check list *Assess performance with rating scale *Evaluation of observation report *Completion of activity record
Casualty / Emergency	2	<ul style="list-style-type: none"> *Provide care to patients in emergency and disaster situation *Counsel patient and families for grief and bereavement 	<ul style="list-style-type: none"> * Practice “ triage” *Assist with assessment , examination, investigations and their interpretations in emergency and disaster situations *Assist in documentations * Assist in legal procedures in emergency unit *Participate in managing crowd *Counsel patient and families in grief and bereavement 	<ul style="list-style-type: none"> * Observation report of Emergency unit 	<ul style="list-style-type: none"> *Assess performance with rating scale *Evaluation of observation report *Completion of activity record

Handwritten signature

PRINCIPAL
 Arulmigu Meenakshi College of Nursing
 Enathur, Kanchipuram.

Internal assessment for Practical: (100 Marks/ 50 Marks-Refer to regulations)

Continuous Evaluation of Clinical Performance	30%
Clinical assignment (Case study/ Practical record/Case book)	20%
Clinical Presentation	10%
Observational /field visit/ Health talk	10%
Model Practical Examination	30%
Total	100%



PRINCIPAL
Arulmigu Meenakshi College of Nursing
Enathur, Kanchipuram.

Child Health Nursing

Placement: Third year

Time: Theory:90 hours

Practical:270 hours

Course Description: This course is designed for developing an understanding of the modern approach to child- care, identification, prevention and nursing management of common health problems of neonates and children.

Unit	Time (Hrs)	Learning Objectives	Content	Teaching Learning Activities	Assessment Methods
I	15	<ul style="list-style-type: none"> • Explain the modern concept of child care & Principles of child health nursing • Describe national policy programs and legislation in relation to child health and welfare • List major causes of death during infancy early & late childhood • Describe the major functions and role of paediatric nurse in caring for hospitalized child. • Describe the principles of child health nursing. 	<p>Introduction Modern concepts of childcare</p> <ul style="list-style-type: none"> • Internationally accepted rights of the child • National policy and legislations in relation to child health and welfare • National programmes related to child health and welfare • Agencies related to welfare services to the children • Changing trends in hospital care preventive, promotive and curative aspects of child health • Child morbidity and mortality rates • Difference between adult and child • Hospital environment for a sick child • Impact of hospitalization on child and family <ul style="list-style-type: none"> • Grief and bereavement • The role of a child health nurse in caring for a hospitalized child • Principles of pre and post operative care of infants and children • Child health nursing procedures 	<ul style="list-style-type: none"> • Lecture, Discussion • Demonstration of common Paediatric procedures 	<ul style="list-style-type: none"> • Short answers • Objective type • Assessment of skills with checklist

PRINCIPAL

Arulmigu Meenakshi College of Nursing
Enathur, Kanchipuram.

Unit	Time (Hrs)	Learning Objectives	Content	Teaching Learning Activities	Assessment Methods
II	20	<ul style="list-style-type: none"> Describe the normal growth and Development of children at different ages Identify the needs of children at different ages & provide parental guidance Identify the nutritional needs of children at different ages and ways of meeting the needs Appreciate the role of play for normal & sick children Appreciate the preventive measures and strategies for children. 	The healthy child <ul style="list-style-type: none"> Principles of growth and development Factors affecting growth and development Growth and development from birth to adolescence The needs of normal children through the stages of development and parental guidance Nutritional needs of children & infants: Breast feeding, exclusive breast feeding supplementary /artificial feeding and weaning Baby friendly hospital concept Accidents :causes and prevention Value of play and selection of play materials Preventive immunization programme and cold chain Preventive Paediatrics Care of under five & under five clinics /well baby clinics 	<ul style="list-style-type: none"> Lecture Discussion Developmental study of infant and children Observation study of normal and sick child Field visit to Anganwadi, child guidance clinic Film show on breast feeding Clinical practice /field 	<ul style="list-style-type: none"> Short answers Objective type Assessment of field visit and developmental study reports.
III	15	<ul style="list-style-type: none"> Provide care to normal & high risk neonates Perform neonatal resuscitation Recognize and manage common neonatal problems 	Nursing care of a neonate <ul style="list-style-type: none"> Nursing care of a normal newborn /essential newborn care Neonatal resuscitation Nursing management of a low birth baby Kangaroo mother care Nursing management of common neonatal disorders Organization of neonatal unit. 	<ul style="list-style-type: none"> Lecture Discussion Workshop on neonatal resuscitation Demonstration Practice session Clinical practice 	<ul style="list-style-type: none"> Short answers Objective type Assessment of skills with checklist


Jale
PRINCIPAL

Unit	Time (Hrs)	Learning Objectives	Content	Teaching Learning Activities	Assessment Methods
			<ul style="list-style-type: none"> • Identification of common congenital malformations 		
IV	10		Integrated management of neonatal and childhood illnesses(IMNCI)	<ul style="list-style-type: none"> • Lecture • Discussion 	<ul style="list-style-type: none"> • Short answers • Objective type • Assessment of skills with checklist
V	20	<ul style="list-style-type: none"> • Provide nursing care in common childhood diseases • Identify measures to prevent common childhood diseases including immunization 	Nursing management in common childhood diseases <ul style="list-style-type: none"> • Nutritional deficiency disorders • Respiratory disorders and infections • Gastro intestinal infections, infestations and congenital disorders • Cardiovascular problems: congenital defects and Rheumatic fever ,Rheumatic heart disease • Genitourinary disorders: Acute glomerulo nephritis, Nephrotic syndrome, Wilms tumor, infections and congenital disorders. • Neurological infections and disorders: convulsions, Epilepsy, meningitis hydrocephalus, Spina bifida. • Hematological disorders: Anemia's, Thalassemia,ITP Leukemia, Hemophilia. • Endocrine disorders: Juvenile diabetes mellitus • Orthopedic disorders: Clubfoot, Hip dislocation 	<ul style="list-style-type: none"> • Lecture • Discussion • Demonstration • Practice session • Clinical practice 	<ul style="list-style-type: none"> • Short answers • Objective type • Assessment of skills with checklist

Unit	Time (Hrs)	Learning Objectives	Content	Teaching Learning Activities	Assessment Methods
			Fracture <ul style="list-style-type: none"> Disorders of skin Eye and ears <ul style="list-style-type: none"> Common communicable diseases in children, their identification nursing management in hospital and home and prevention Child health emergencies: Poisoning, Foreign bodies hemorrhage, burns drowning. Nursing care of infant and children with HIV/AIDS 		
VI	10	<ul style="list-style-type: none"> Manage the child with behavioral & social problems Identify the social & welfare services for challenged children 	Management of behavioral & social problems in children <ul style="list-style-type: none"> Management of common behavioral disorders Management of common psychiatric problems Management of challenged children: mentally, physically, socially challenged Welfare services for challenged children in India Child guidance clinic 	<ul style="list-style-type: none"> Lecture Discussion Field visit to child guidance clinics, School for mentally physically, socially challenged. 	<ul style="list-style-type: none"> Short answers Objective type Assessment of field reports.

Internal assessment: (25 Marks -Refer to regulations)

Three Unit test marks	45%
Two Assignment marks	25%
Model Exam	25%
Attendance	5%
Total	100%


PRINCIPAL
 Arulmigu Meenakshi College of Nursing
 Enathur, Kanchipuram.

Reference Books:

1. Whaley & Wongs, Nursing Care of Infants & Children, Mosby, Philadelphia.
2. Marlow, Textbook of Paediatric Nursing, Harecourt (India) Ltd.
3. Nelson, Textbook of Paediatrics, Harecourt India private Ltd.
4. Parthasarathy, IAP Textbook of Paediatrics, Jaypee Brothers Medical Publishers, New Delhi.
5. Hockenberry, Wong's Maternal Child Nursing Care, Mosby.
6. Kenner (C), Comprehensive Neonatal Nursing, Saunders.
7. Pillitteri (A), Maternal and Child Health Nursing Care, LWW, Philadelphia,
8. Achar's textbook of Paediatrics, Orient Longman.
9. Ghai (OP), Essential Paediatrics.
10. Fox (JA), Primary Health Care of Infants, Children & Adolescents, Mosby.



PRINCIPAL

**Arulmigu Meenakshi College of Nursing
Enathur, Kanchipuram.**

Child Health Nursing –Practical

Placement: Third year

Time: 270Hours (9weeks)

Areas	Duration wks	Objectives	Skills	Assignments	Assessment methods
Paediatric Medicine Ward	3	<ul style="list-style-type: none"> • Provide nursing care of children with various medical disorders • Counsel and educate parents 	<ul style="list-style-type: none"> • Taking Paediatric history • Physical examination and assessment of children • Administration of oral,IM,IV medicine/ Fluids • Calculation of fluid requirements • Prepare different strengths of IV fluid • Apply restrains • Administer O2 inhalation by different methods • Give baby bath • Feed children by Katori spoon etc. • Collect specimens for common investigation • Assist with common diagnostic procedures • Teach mothers /parents ◇ Malnutrition ◇ Oral rehydration therapy ◇ Feeding& weaning ◇ Immunization schedule ◇ Play therapy ◇ Specific disease conditions 	<ul style="list-style-type: none"> • Give care to three assigned Paediatric patients • Nursing care plan-I • Case study /presentation –I • Health talk-I 	<ul style="list-style-type: none"> • Assess clinical performance with rating scale • Assess each skill with checklist OSCE/ OSPE • Evaluation of case study, presentation & Health education session • Completion of activity record
Paediatric surgery ward	3	<ul style="list-style-type: none"> • Recognize different pediatric surgical conditions /malformations • Provide pre and post operative care to children with common paediatric surgical 	<ul style="list-style-type: none"> • Calculate ,prepare and administer IV fluids • Do bowel wash • Care for ostomies: <ul style="list-style-type: none"> ◇ Colostomy irrigation ◇ Ureterostomy ◇ Gastrostomy ◇ Enterostomy • Urinary catheterization and drainage • Feeding <ul style="list-style-type: none"> ◇ Nasogastric 	<ul style="list-style-type: none"> • Give care to three assigned Paediatric patients • Nursing care plan-I • Case study /presentation –I 	<ul style="list-style-type: none"> • Assess clinical performance with rating scale • Assess each skill with checklist OSCE/ OSPE • Evaluation of case

PRINCIPAL

		conditions/ Malformations. <ul style="list-style-type: none"> • Counsel and educate parents 	<ul style="list-style-type: none"> ◇ Gastrostomy ◇ Jejunostomy • Care of surgical wounds ◇ Dressing ◇ Suture removal 		study, presentation & <ul style="list-style-type: none"> • Completion of activity record
Paediatric OPD/ Immunization room	1	<ul style="list-style-type: none"> • Perform assessment of children health development and anthropometric • Perform immunization • Give health education /Nutritional education 	<ul style="list-style-type: none"> • Assessment of children ◇ Health assessment ◇ Developmental assessment ◇ Anthropometric assessment • Immunization • Health/Nutritional education 	<ul style="list-style-type: none"> • Developmental study-I 	<ul style="list-style-type: none"> • Assess clinical performance with rating scale • Completion of activity record
Pediatric medicine and surgery ICU	1+1	<ul style="list-style-type: none"> • Provide nursing care to critically ill children 	<ul style="list-style-type: none"> • Care of baby in incubator/warmer • Care of child on ventilator • Endotracheal suction • Chest physiotherapy • Administer fluids with Infusion pump • Total parenteral nutrition • Phototherapy • Monitoring of babies • Cardiopulmonary resuscitation 	<ul style="list-style-type: none"> • Nursing care plan –I • Observation report-I 	<ul style="list-style-type: none"> • Assess clinical performance with rating scale • Completion of activity record • Evaluation of observation report

Internal assessment for Practical: (100 Marks/ 50 Marks -Refer to regulations)

Continuous Evaluation of Clinical Performance	30%
Clinical assignment (Case study/ Practical record/Case book)	20%
Clinical Presentation	10%
Observational /field visit/ Health talk	10%
Model Practical Examination	30%
Total	100%

Prakash
PRINCIPAL

Anulmigu Meenakshi College of Nursing
Enathur, Kanchipuram.

Mental Health Nursing

Placement: Third Year

Time: Theory - 90 Hours
Practical - 270 Hours

Course Description: This course is designed for developing an understanding of the modern approach to mental health, identification, prevention and nursing management of common mental health problems with special emphasis on therapeutic interventions for individuals, family and community.

Unit	Time (Hrs)	Learning Objective	Content	Teaching Learning Activity	Assessment Method
I.	5	<ul style="list-style-type: none"> • Describes the historical development & current trends in Mental Health Nursing • Describe the epidemiology of mental health problems • Describe the National Mental Health Act, programmes and Mental Health Policy • Discuss the scope of Mental Health Nursing • Describe the concepts of normal & abnormal behaviour 	Introduction <ul style="list-style-type: none"> • Perspectives of Mental Health and Mental Health Nursing; Evolution of Mental Health Services, treatments and Nursing practices • Prevalence and incidence of mental health problems and disorders • Mental Health Act • National Mental Health Policy vis a vis National health Policy • National Mental health Programme • Mental Health Team • Nature and scope of Mental Health nursing • Role and function of Mental Health Nurse in various settings and factors affecting the level of nursing practice. • Concepts of normal and abnormal behaviour 	<ul style="list-style-type: none"> • Lecture Discussion 	<ul style="list-style-type: none"> • Objective type • Short answer • Assessment of the field visit reports
II.	5	<ul style="list-style-type: none"> • Define the various terms used in Mental Health nursing 	Principles and Concepts of Mental Health Nursing <ul style="list-style-type: none"> • Definition: Mental Health nursing and terminologies used • Classification of mental disorders: ICD • Review of personality development, defense mechanisms • Maladaptive behavior of individuals and groups: stress, crisis and disaster(s) • Etiology: Bio – psycho – 	<ul style="list-style-type: none"> • Lecture Discussion • Explain using charts • Review of personality development 	<ul style="list-style-type: none"> • Essay type • Short answer • Objective type

Jewel
PRINCIPAL
Arulmigu Meenakshi College of Nursing
Enathur, Kanchipuram.

Unit	Time (Hrs)	Learning Objective	Content	Teaching Learning Activity	Assessment Method
			social factors • Psychopathology of mental disorders: Review of structure and functions of brain, limbic system and abnormal neuro transmission • Principles of Mental Health Nursing practice • Standards of Mental Health Nursing practice • Conceptual models and the roles of nurse: <ul style="list-style-type: none"> □ Existential model □ Psycho – analytical models □ Behavioral models □ Inter personal model 		
III.	8	• Describe nature, purpose, and process of assessment of mental health nursing	Assessment of Mental health status <ul style="list-style-type: none"> • History taking • Mental status examination • Mini mental status examination • Neurological examination: Review • Investigations: Related Blood chemistry, EEG, CT, & MRI • Psychological Tests • Role and responsibilities of nurse 	<ul style="list-style-type: none"> • Lecture • Discussion • Demonstration • Practice Session • Clinical Practice 	<ul style="list-style-type: none"> • Short answer • Objective type • Assessment of skills with check list
IV.	6	<ul style="list-style-type: none"> • Identify therapeutic communication techniques • Describe therapeutic relationship • Describe therapeutic impasse and its intervention 	Therapeutic communication and nurse - patient relationship <ul style="list-style-type: none"> • Therapeutic communication: Types, techniques, characteristics • Types of relationship • Ethics and responsibilities • Elements of nurse patient contract • Review of technique of IPR – Johari window • Goals, phases, tasks, therapeutic techniques • Therapeutic impasse and its interventions 	<ul style="list-style-type: none"> • Lecture • Discussion • Demonstration • Role play • Process Recording 	<ul style="list-style-type: none"> • Short answer • Objective type


PRINCIPAL
 Arulmigu Meenakshi College of Nursing
 Enathur, Kanchipuram.

Unit	Time (Hrs)	Learning Objective	Content	Teaching Learning Activity	Assessment Method
V.	14	<ul style="list-style-type: none"> Explain treatment modalities and therapies used in mental disorders and role of the nurse 	<p>Treatment modalities and therapies used in mental disorders</p> <ul style="list-style-type: none"> Psycho Pharmacology Psychological therapies Therapeutic community, psycho therapy – Individual: psycho-analytical, cognitive and supportive, Family, Group, Behavioural, Play, Psycho-drama, Music, Dance, Recreational and Light Therapy, Relaxation Therapies: Yoga, Meditation, Bio feedback Alternative Systems of Medication Occupational Therapy Physical Therapy: Electro Convulsive Therapy Geriatric Considerations Role of nurse in above therapies 	<ul style="list-style-type: none"> Lecture Discussion Demonstration Group Work Practice session Clinical practice 	<ul style="list-style-type: none"> Essay type Short answer Objective type
VI.	5	<ul style="list-style-type: none"> Describe the etiology, psychopathology, clinical manifestations, diagnostic criteria and management of patients with Schizophrenia, and other psychotic disorders 	<p>Nursing management of patients with Schizophrenia, and other psychotic disorders.</p> <ul style="list-style-type: none"> Classification: ICD Etiology, psychopathology, types, clinical manifestation, diagnosis Nursing Assessment- History, Physical and Mental assessment Treatment modalities and nursing management of patients with Schizophrenia and other psychotic disorders Geriatric considerations Follow up and home care and rehabilitation 	<ul style="list-style-type: none"> Lecture Discussion Case Discussion Case presentation Clinical practice 	<ul style="list-style-type: none"> Essay type Short Answers Assessment of patient management problems

Unit	Time (Hrs)	Learning Objective	Content	Teaching Learning Activity	Assessment Method
VII.	5	<ul style="list-style-type: none"> Describe the etiology, psycho-pathology, clinical manifestations, diagnostic criteria and management of patients with mood disorders 	<p>Nursing management of patients with mood disorders</p> <ul style="list-style-type: none"> Mood disorders: Bipolar affective disorder, Mania, Depression, and Dysthymia etc., Etiology, psycho – pathology, types, clinical manifestation, diagnosis Nursing assessment – History, Physical and Mental assessment Treatment modalities and nursing management of patients with mood disorders Geriatric considerations Follow up and home care and rehabilitation 	<ul style="list-style-type: none"> Lecture Discussion Case discussion Case presentation Clinical practice 	<ul style="list-style-type: none"> Essay type Short Answers Assessment of patient management problems
VIII.	8	<ul style="list-style-type: none"> Describe the etiology, psycho-pathology, clinical manifestations, diagnostic criteria and management of patients with neurotic, stress related and somatization disorders 	<p>Nursing management of patients with neurotic, stress related and somatization disorders</p> <ul style="list-style-type: none"> Anxiety disorders, Phobias, Dissociation and Conversion disorders, Obsessive Compulsive Disorders, Somatoform disorders, Post Traumatic Stress Disorders Etiology, psycho – pathology, clinical manifestations, diagnosis Nursing assessment: History, Physical and Mental assessment Treatment modalities and nursing management of patients with neurotic, stress related and somatization disorders Geriatric considerations Follow up and home care and rehabilitation 	<ul style="list-style-type: none"> Lecture Discussion Case discussion Case presentation Clinical practice 	<ul style="list-style-type: none"> Essay type Short Answers Assessment of patient management problems
IX.	5	<ul style="list-style-type: none"> Describe the etiology, 	<p>Nursing management of patients with substance</p>	<ul style="list-style-type: none"> Lecture Discussion 	<ul style="list-style-type: none"> Essay type Short

Unit	Time (Hrs)	Learning Objective	Content	Teaching Learning Activity	Assessment Method
		psycho-pathology, clinical manifestations, diagnostic criteria and management of patients with substance use disorder	use disorders <ul style="list-style-type: none"> • Commonly used psychotropic substance: Classification, forms, routes, action, intoxication and withdrawal • Etiology of dependence: Tolerance, psychological and physical dependence, withdrawal syndrome, diagnosis • Nursing assessment: History, Physical and Mental assessment and drug assay • Treatment (Detoxification, and abuse, and narcotic antagonist therapy and harm reduction) and nursing management of patients with substance use disorders • Geriatric considerations • Follow up and home care and rehabilitation 	<ul style="list-style-type: none"> • Case discussion • Case presentation • Clinical practice 	Answers <ul style="list-style-type: none"> • Assessment of patient management problems
X.	4	<ul style="list-style-type: none"> • Describe the etiology, psycho-pathology, clinical manifestations, diagnostic criteria and management of patients with personality, sexual and eating disorders 	Nursing management of patients with Personality, Sexual and eating disorders <ul style="list-style-type: none"> • Classification of disorders • Etiology, psycho – pathology, clinical manifestations, diagnosis • Nursing assessment: History, Physical and Mental assessment • Treatment modalities and nursing management of patients with Personality, Sexual and Eating disorders • Geriatric considerations • Follow up and home care and rehabilitation 	<ul style="list-style-type: none"> • Lecture Discussion • Case discussion • Case presentation • Clinical practice 	<ul style="list-style-type: none"> • Essay type • Short Answers • Assessment of patient management problems
XI.	6	<ul style="list-style-type: none"> • Describe the etiology, psycho-pathology, 	Nursing management of Childhood and adolescent disorders including mental deficiency:	<ul style="list-style-type: none"> • Lecture Discussion • Case 	<ul style="list-style-type: none"> • Essay type • Short answers • Assessment

PRINCIPAL

Unit	Time (Hrs)	Learning Objective	Content	Teaching Learning Activity	Assessment Method
		clinical manifestations, diagnostic criteria and management of childhood and adolescent disorders including mental deficiency.	<ul style="list-style-type: none"> • Classification • Etiology, psycho – pathology, diagnosis Nursing assessment: History, Physical, Mental and IQ assessment <ul style="list-style-type: none"> • Treatment modalities and nursing management of childhood disorders including mental deficiency. • Follow up and home care and rehabilitation 	discussion <ul style="list-style-type: none"> • Case presentation • Clinical practice 	of patient management problems
XII.	5	<ul style="list-style-type: none"> • Describe the etiology, psycho-pathology, clinical manifestations, diagnostic criteria and management of patients with organic brain disorders 	Nursing management of patients with Organic brain disorders <ul style="list-style-type: none"> • Classification : ICD • Etiology, psycho – pathology, clinical manifestations, diagnosis and differential diagnosis (Parkinson's and Alzheimer's) • Nursing assessment: History, Physical and Mental assessment • Treatment modalities and nursing management of patients with organic brain disorders • Geriatric considerations • Follow up and home care and rehabilitation 	<ul style="list-style-type: none"> • Lecture Discussion • Case discussion • Case presentation • Clinical practice 	<ul style="list-style-type: none"> • Essay type • Short Answers • Assessment of patient management problems
XIII.	6	<ul style="list-style-type: none"> • Identify psychiatric emergencies and carry out crisis intervention 	Psychiatric emergencies and crisis intervention <ul style="list-style-type: none"> • Types of psychiatric emergencies and their management • Stress adaptation model: Stress and stressors, coping, resources and mechanism • Grief: Theories of grieving process, principles, techniques of counseling • Types of crisis • Crisis intervention: 	<ul style="list-style-type: none"> • Lecture Discussion • Demonstration • Practice Session • Clinical practice 	<ul style="list-style-type: none"> • Short Answers • Objective type

PRINCIPAL

Arulmigu Meenakshi College of Nursing
Enathur, Kanchipuram.

Unit	Time (Hrs)	Learning Objective	Content	Teaching Learning Activity	Assessment Method
			<p>principles, techniques and process</p> <ul style="list-style-type: none"> • Geriatric considerations <p>Roles and responsibilities of nurse</p>		
XIV.	4	<ul style="list-style-type: none"> • Explain legal aspects applied in mental health settings and role of the nurse 	<p>Legal issues in mental health nursing</p> <ul style="list-style-type: none"> • The Mental Health Act 1987: Act, Sections, Articles and their implications etc., • Indian Lunacy Act 1912 • Rights of Mentally ill clients • Forensic psychiatry • Acts related to narcotic and psychotropic substances and illegal drug trafficking • Admission and Discharge procedure <p>Role and responsibilities of nurse</p>	<ul style="list-style-type: none"> • Lecture • Discussion • Case discussion 	<ul style="list-style-type: none"> • Short Answers • Objective type
XV.	4	<ul style="list-style-type: none"> • Describe the model of preventive psychiatry • Describe community Mental Health services and role of nurses 	<p>Community Mental Health Nursing</p> <ul style="list-style-type: none"> • Development of community mental health services: • National Mental Health Programme • Institutionalization versus De- institutionalization • Model of Preventive psychiatry: Levels of Prevention • Mental Health services available at the primary, secondary, tertiary levels including rehabilitation and role of nurse • Mental Health Agencies: Government and Voluntary, National and International • Mental Health Nursing issues for special populations: Children, Adolescence, Women, Elderly, Victims of violence and abuse, 	<ul style="list-style-type: none"> • Lecture • Discussion • Clinical /field practice • Field visit to mental health service agencies 	<ul style="list-style-type: none"> • Short Answers • Objective type • Assessment of the field visit report

Unit	Time (Hrs)	Learning Objective	Content	Teaching Learning Activity	Assessment Method
			Handicapped, HIV/AIDS, etc.,		

Internal assessment: (25 Marks -Refer to regulations)

Three Unit test marks	45%
Two Assignment marks	25%
Model Exam	25%
Attendance	5%
Total	100%

Reference Books:

1. Kapoor, Textbook of Psychiatric Nursing,
2. Boyd (MA), Psychiatric Nursing, LWW, London, 3rd Edition, 2005.
3. Bhatia (MS), Essentials of Psychiatry, CBJ publishers and distributors, NewDelhi, 3rd Edition, 2000.
4. Sadock (BJ), Textbook of Psychiatry, LWW, Philadelphia..
5. Straight A's Psychiatric and Mental Health Nursing, LWW, Philadelphia.
6. Fortinesh (KM), Psychiatric Nursing Care, Mosby, 4th Edition, 2000.
7. Shives (LS), Basic Concepts of Psychiatric Mental Health Nursing LWW, Philadelphia, 7th Edition, 2005.
8. Mohr (WK), Psychiatric Mental Health Nursing, LWW, Philadelphia, 6th Edition, 2007.
9. Stuart (GW), Principles and Practice of Psychiatric Nursing, Elsevier, 8th Edition, 2005

Jule
PRINCIPAL
 Anulmigu Meenakshi College of Nursing
 Enathur, Kanchipuram.

Mental Health Nursing - Practical

Placement: Third Year

Time: Practical - 270 Hours

Areas	Duration (in week)	Objectives	Skills	Assignments	Assessment Methods
Psychiatric OPD	1	<ul style="list-style-type: none"> Assess patients with mental health problems Observe and assist in therapies Counsel and educate patient and families 	<ul style="list-style-type: none"> History taking Perform mental Status Examination Assist in psychometric assessment Perform neurological examination Observe and assist therapies Teach Patient and family members 	<ul style="list-style-type: none"> History taking and Mental Status Examination -2 Health Education – 1 Observation report of OPD 	<ul style="list-style-type: none"> Assess performance with rating scale Assess each skill with check list Evaluation of health education Assessment of observation report Completion of activity record
Child Guidance Clinic	1	<ul style="list-style-type: none"> Assessment of children with various mental health problems Counsel and educate children, families and significant others 	<ul style="list-style-type: none"> History taking Assist in psychometric assessment Observe and assist various therapies Teach family and significant others 	<ul style="list-style-type: none"> Case work – 1 Observation report of different therapies 	<ul style="list-style-type: none"> Assess performance with rating scale Assess each skill with check list Evaluation of the observation report
Inpatient Ward	6	<ul style="list-style-type: none"> Assessment Patients with mental health problems To provide nursing care for patients with various mental health problem Assist in various therapies Counsel and educate patients, 	<ul style="list-style-type: none"> History taking Perform mental Status Examination Assist in psychometric assessment Record therapeutic communication Administer medication Assist in Electro Convulsive Therapy(ECT) Participate in all therapies Prepare patients 	<ul style="list-style-type: none"> Give care to 2 - 3 patients with various mental disorders Case study -1 Care plan – 2 Clinical Presentation -1 Process recording- 2 Maintain drug book 	<ul style="list-style-type: none"> Assess performance with rating scale Assess each skill with check list Evaluation of the case study, care plan, clinical presentation, process recording Completion of activity record


PRINCIPAL
 Arulmigu Meenakshi College of Nursing
 Enathur, Kanchipuram.

Areas	Duration (in week)	Objectives	Skills	Assignments	Assessment Methods
		families and significant others	for Activities of Daily Living (ADL) <ul style="list-style-type: none"> • Conduct admission and discharge counseling • Counsel and teach patients and families 		
Community Psychiatry	1	<ul style="list-style-type: none"> • To identify patients with various mental disorders • To motivate patients for early treatment and follow up • To assist in follow up clinic • Counsel and educate patient, family and community 	<ul style="list-style-type: none"> • Conduct case work • Identify individuals with mental health problems • Assist in mental health camps and clinics • Counsel and teach family members, patients and community 	<ul style="list-style-type: none"> • Case work – 1 • Observation report on field visits 	<ul style="list-style-type: none"> • Assess performance with rating scale • Evaluation of case work and observation report • Completion of activity record

Internal assessment for Practical: (100 Marks/ 50 Marks -Refer to regulations)

Continuous Evaluation of Clinical Performance	30%
Clinical assignment (Case study/ Practical record/Case book)	20%
Clinical Presentation	10%
Observational /field visit/ Health talk	10%
Model Practical Examination	30%
Total	100%


PRINCIPAL
 Arulmigu Meenakshi College of Nursing
 Enathur, Kanchipuram.

Nursing Research and Statistics

Placement: Third Year

Time: Theory-45 Hours

Course Description: The Course is designed to enable students to develop an understanding of basic concepts of research, research process and statistics. It is further, structured to conduct/participate in need based research studies in various settings and utilize the research findings to provide quality nursing care. The hours for practical will be utilized for conducting individual/group research project.

Unit	Time (Hrs)	Learning Objectives	Content	Teaching Learning Activities	Assessment Methods
I	4	<ul style="list-style-type: none"> Describe the concept of research, terms, need and areas of research in Nursing Explain the steps of research process. 	Research and research process <ul style="list-style-type: none"> Introduction and need for nursing research Definition of Research & nursing research Steps of scientific method Characteristics of good research Steps of Research process-overview 	<ul style="list-style-type: none"> Lecture Discussion Narrate steps of research process followed from examples of published studies 	<ul style="list-style-type: none"> Short answer Objective Type
II	3	<ul style="list-style-type: none"> Identify and state the research problem and objectives 	Research Problem/Question <ul style="list-style-type: none"> Identification of problem area Problem statement Criteria of a good research problem Writing objectives 	<ul style="list-style-type: none"> Lecture Discussion Exercise on writing statement of problem and objectives 	<ul style="list-style-type: none"> Short answer Objective Type
III	3	<ul style="list-style-type: none"> Review the related literature 	Review of Literature <ul style="list-style-type: none"> Location Sources On line search; CINHAI, COCHRANE etc Purposes Method of review 	<ul style="list-style-type: none"> Lecture Discussion Exercise on reviewing one research report/article for a selected research problem Prepare annotated bibliography 	<ul style="list-style-type: none"> Short answer Objective Type
IV	4	<ul style="list-style-type: none"> Describe the research approaches and designs 	Research approaches and designs <ul style="list-style-type: none"> Historical, survey and experimental Qualitative and Quantitative designs 	<ul style="list-style-type: none"> Lecture Discussion Explain types of research approaches used from examples of published and unpublished research studies with rationale. 	<ul style="list-style-type: none"> Short answer Objective Type


PRINCIPAL
 Arulmigu Meenakshi College of Nursing
 Enathur, Kanchipuram.

Unit	Time (Hrs)	Learning Objectives	Content	Teaching Learning Activities	Assessment Methods
V	8	<ul style="list-style-type: none"> • Explain the sampling process • Describe the methods of data collection 	Sampling and data collection <ul style="list-style-type: none"> • Definition of population, sample, sampling criteria, factors influencing sampling process, types of sampling techniques. • Data –Why, What, from Whom When and Where to collect. • Data collection methods and instruments: <ul style="list-style-type: none"> ▪ Methods of data collection ▪ Questioning, interviewing ▪ Observations, record analysis and measurement ▪ Types of instruments ▪ Validity & Reliability of the Instrument ▪ Pilot study ▪ Data collection procedure 	<ul style="list-style-type: none"> • Lecture Discussion • Reading assignment on examples of data collection tools. • Preparation of sample data collection tool. • Conduct group research project 	<ul style="list-style-type: none"> • Short answer • Objective Type
VI	4	<ul style="list-style-type: none"> • Analyze , Interpret and summarize the research data 	Analysis of data <ul style="list-style-type: none"> • Compilation, Tabulation, classification, summarization, presentation, interpretation of data 	<ul style="list-style-type: none"> • Lecture Discussion • Preparation of sample tables. 	<ul style="list-style-type: none"> • Short answer • Objective Type
VII	15	<ul style="list-style-type: none"> • Explain the use of statistics, scales of measurement and graphical presentation of data • Describe the measures of central tendency and variability and methods of correlation. 	Introduction to statistics <ul style="list-style-type: none"> • Definition, use of statistics, scales of measurement. • Frequency distribution and graphical presentation of data • Mean, Median, Mode, Standard deviation • Normal probability and tests of significance • Co-efficient of correlation • Statistical packages and its application 	<ul style="list-style-type: none"> • Lecture Discussion • Practice on graphical presentations • Practice on computation of measures of central tendency, variability & correlation 	<ul style="list-style-type: none"> • Short answer • Objective Type
VIII	4	<ul style="list-style-type: none"> • Communicate and utilize the research findings. 	Communication and utilization of Research <ul style="list-style-type: none"> • Communication of research findings <ul style="list-style-type: none"> ▪ Verbal report ▪ Writing research report ▪ Writing scientific article/ paper <ul style="list-style-type: none"> – Critical review of published 	<ul style="list-style-type: none"> • Lecture Discussion • Read/ presentations of a sample published/ unpublished research report. • Writing group 	<ul style="list-style-type: none"> • Short answer • Objective Type • Oral presentation • Assessment of group

Unit	Time (Hrs)	Learning Objectives	Content	Teaching Learning Activities	Assessment Methods
			research – Utilization of research findings	research project	research project.

Internal assessment: (25 Marks -Refer to regulations)

Three Unit test marks	45%
Two Assignment marks	25%
Model Exam	25%
Attendance	5%
Total	100%

Reference Books:

1. Polit – Essentials of Nursing Research ,2009,LWW
2. Kothari – Research Methodology,2007,Newage Publishers Jagadeesh – Bio Medical Research, 2009,
3. Rao (S), Introduction to Biostatistics & Research methods, Riachard, 4th Edition.
4. Rao (V), A manual of Statistical and Anthropology, Jaypee, 2nd Edition.
5. Norman, Biostatistics,B.C Decker, 2nd Edition.
6. Rao, Applied Statistics in Health Sciences, Jaypee.

Jank
PRINCIPAL
 Arulmigu Meenakshi College of Nursing
 Enathur, Kanchipuram.

Midwifery and Obstetrical Nursing

Placement: Fourth year

Time: Theory - 90 hours

Practical – 180

Course Description:

This course is designed for students to appreciate the concepts and principles of midwifery and obstetrical nursing. It helps them to acquire knowledge and skills in rendering nursing care to normal and high risk pregnant woman during antenatal, natal and post natal periods in hospitals and community settings. It also helps to develop skills in managing normal and high risk neonates and participate in family welfare programme.

Unit	Time (Hrs)	Learning Objectives	Content	Teaching Learning Activities	Assessment methods
I	3	Recognize the trends and issues in midwifery and obstetrical Nursing	<p>Introduction to midwifery and obstetrical Nursing</p> <ul style="list-style-type: none"> • Introduction to concepts of midwifery and obstetrical Nursing • Trends in midwifery and obstetrical nursing • Historical perspectives & current trends • Legal and ethical aspects in midwifery • Preconception care and preparing for parenthood • Role of nurse in midwifery and obstetrical care • National policies and legislations in relation to maternal health and welfare • Maternal morbidity, mortality and fertility rates • Perinatal morbidity and mortality rates 	<p>Lecture discussion</p> <p>Explain using Charts and graphs</p>	<p>Short answers</p> <p>Objective type</p>
II	8	Describe the anatomy and female reproductive system	<p>Review of anatomy and physiology of female reproductive system and fetal development</p> <ul style="list-style-type: none"> • Female pelvis — general description of the bones joints, ligaments, planes of the pelvis diameters of the true pelvis, important landmarks, and variations in pelvis shape. • Female organs of reproduction - external genitalia, internal genital organs and their 	<p>Lecture discussion</p> <p>Review with Charts and models</p>	<p>Short answers</p> <p>Objective type</p>

Unit	Time (Hrs)	Learning Objectives	Content	Teaching Learning Activities	Assessment methods
			<p>anatomical relations, musculature — blood- supply, nerves, lymphatic, pelvic cellular tissue, pelvic peritoneum</p> <ul style="list-style-type: none"> • Physiology of menstrual cycle • Human sexuality • Fetal development <ul style="list-style-type: none"> — Conception — Review of fertilization, implantation (embedding of the ovum), Development of the embryo and placenta at term — functions, abnormalities, the fetal sac, Amniotic fluid, The umbilical cord — Fetal circulation, Fetal skull: bones, sutures and measurements. • Review of Genetics 		
III	8	Describe the diagnosis and management of women during antenatal period	<p>Assessment and management of pregnancy (ante-natal) : Normal pregnancy</p> <ul style="list-style-type: none"> • Physiological changes during pregnancy. <ul style="list-style-type: none"> ✓ Reproductive system ✓ Cardio vascular system ✓ Respiratory system ✓ Urinary system ✓ Gastro intestinal system ✓ Metabolic changes ✓ Skeletal changes ✓ Skin changes ✓ Endocrine system • Psychological changes • Discomforts of pregnancy • Diagnosis of pregnancy <ul style="list-style-type: none"> ✓ Signs ✓ Differential diagnosis ✓ Confirmatory tests • Ante-natal care <ul style="list-style-type: none"> ✓ Objectives ✓ Assessment: History and physical examination ✓ Antenatal Examination ✓ Modalities of diagnostics: invasive, noninvasive, 	<ul style="list-style-type: none"> • Lecture discussion • Demonstration • Casediscussion presentation • Health talk • Practice session • Counseling session Supervised Clinical practice 	<ul style="list-style-type: none"> • Short answers • Objective type • Assessment of skills with check list Assessment of patient management problems

Unit	Time (Hrs)	Learning Objectives	Content	Teaching Learning Activities	Assessment methods
			<ul style="list-style-type: none"> ultrasonic, cardio tomography, NST, CST. ✓ Signs of previous child-birth • Relationship of fetus to uterus and pelvis: Lie, Attitude, Presentation, Position pervaginal examination • Per vaginal examination • Assessment of fetal well being • Screening and assessment for high risk: Risk approach • Education for child-birth <ul style="list-style-type: none"> ✓ Preparation for safe-confinement • Psycho-social and cultural aspects of pregnancy • Adjustment to pregnancy <ul style="list-style-type: none"> ✓ Unwed mother ✓ Single parent ✓ Teenage pregnancy ✓ Sexual violence ✓ Substance use • Adoption 		
IV	12	<ul style="list-style-type: none"> • Describe the physiology and stages of labour • Describe the management of women during intra- natal period 	<p>Assessment and management of intra-natal period</p> <ul style="list-style-type: none"> • Physiology of labour <ul style="list-style-type: none"> ✓ Onset of labour: causes, Signs and symptoms ,Per vaginal examination • Stages of labour <ul style="list-style-type: none"> ✓ First stage : physiology, signs and symptoms, Duration, assessment and observation of women in labour : partogram, Pain relief and comfort in labour ✓ Second stage : physiology, signs and symptoms, mechanism of labour, duration, preparation of labour room, conduction of delivery : principles and techniques, episiotomy ✓ Third stage : physiology, 	<ul style="list-style-type: none"> • Lecture discussion • Demonstration • Case discussion • Case presentation • Simulated practice • Supervised Clinical practice 	<ul style="list-style-type: none"> • Essay type • Short answers • Objective type • Assessment of skills with check list • Assessment of Patient Management problems

Unit	Time (Hrs)	Learning Objectives	Content	Teaching Learning Activities	Assessment methods
			<p>signs and symptoms, Duration, methods of placental delivery, active management of third stage of labour.</p> <ul style="list-style-type: none"> ✓ Examination placenta ✓ Examination of perineum ✓ Immediate new born care : receiving the newborn, Care of umbilical cord, Immediate assessment, including screening for congenital anomalies , Identification, Bonding, Initiate feeding, Screening and transportation of the neonate ✓ Neonatal resuscitation; initial steps and subsequent resuscitation. ✓ Active management of labour: Induction of labour ✓ Pain relief and comfort in labour 		
V	5	<ul style="list-style-type: none"> • Describe the physiology of puerperium • Describe the management of women during post- natal period 	<p>Assessment and management of women during post natal period: Normal puerperium</p> <ul style="list-style-type: none"> • Physiology, Duration & management • Postnatal assessment • Promoting physical and emotional well-being • Post natal diet and exercise • Minor disorders of puerperium • Lactation management • Immunization • Family dynamics after child-birth: Family welfare services; methods, counseling, Follow-up • Records and reports 	<ul style="list-style-type: none"> • Lecture • Discussion • Demonstration • Health talk • Practice Session • Supervised Clinical practice 	<ul style="list-style-type: none"> • Essay type • Short answers • Objective type • Assessment of skills with check list • Assessment of Patient Management problems
VI	6	<ul style="list-style-type: none"> • Describe the Assessment and management of normal neonate 	<p>Assessment and management of normal neonates</p> <ul style="list-style-type: none"> • Normal Neonate <ul style="list-style-type: none"> ✓ Physiological adaptation ✓ Initial & Daily assessment ✓ Essential newborn care; Thermal control 	<ul style="list-style-type: none"> • Lecture discussion • Demonstration • Practice Session • Supervised Clinical practice 	<ul style="list-style-type: none"> • Essay type • Short answers • Assessment of skills with check list • Assessment of Patient

PRINCIPAL

Unit	Time (Hrs)	Learning Objectives	Content	Teaching Learning Activities	Assessment methods
			<ul style="list-style-type: none"> ✓ Breast feeding, prevention of infections, Immunization ✓ Minor disorders of newborn and its management ✓ Levels of Neonatal care (level I, II, & III) At primary, secondary and tertiary levels ✓ Maintenance of Reports and Records 		Management problems
VII	10	<ul style="list-style-type: none"> • Describe the Identification and management of women with high risk pregnancy 	<p>High-risk pregnancy - assessment & management</p> <ul style="list-style-type: none"> • Screening and assessment: Ultrasonics, cardiotomography, NST, CST, non-invasive , invasive & Newer modalities of diagnosis • Levels of care; primary, secondary and tertiary levels • Disorders of pregnancy <ul style="list-style-type: none"> ✓ Hyper-emesis gravidarum ✓ Bleeding in early pregnancy: abortion, ectopic Pregnancy, vesicular mole ✓ Ante-partum hemorrhage ✓ Pregnancy induced hypertension ✓ Gestational Diabetes Mellitus ✓ Hydramnios ✓ Rh incompatibility ✓ Mental disorders ✓ Multiple pregnancy ✓ Abnormalities of placenta and cord ✓ Intra-uterine growth-retardation ✓ Gynaecological diseases complicating pregnancy: Uterine abnormality and displacement ✓ Medical and surgical conditions complicating pregnancy ✓ Infections, RTI (STD), UTI, HIV, TORCH, ✓ Adolescent pregnancy, Elderly primi and grand multipara ✓ Nursing management of mothers with high-risk pregnancy 	<ul style="list-style-type: none"> • Lecture discussion • Demonstrate using video films, scan reports, partograph etc • Case discussion/presentation • Health talk • Practice Session • Supervised Clinical practice 	<ul style="list-style-type: none"> • Essay type • Short answers • Objective type • Assessment of skills with check list Assessment of patient management problems


PRINCIPAL

Unit	Time (Hrs)	Learning Objectives	Content	Teaching Learning Activities	Assessment methods
			<ul style="list-style-type: none"> ✓ Maintenance of Records and Report 		
VIII	10	<ul style="list-style-type: none"> • Describe management of abnormal labour And obstetrical emergencies 	<p>Abnormal Labour – assessment and management</p> <ul style="list-style-type: none"> • Disorders in labour <ul style="list-style-type: none"> ✓ CPD and contracted pelvis ✓ Malpositions and malpresentations ✓ Premature labour ✓ Disorders of uterine actions - precipitate labour , prolonged labour • Complications of third stage: injuries to birth canal • Obstetrical emergencies and their management <ul style="list-style-type: none"> ✓ Presentation and prolapse of cord, ✓ Vasa praevia ✓ Amniotic fluid embolism ✓ Rupture of uterus ✓ Shoulder dystocia ✓ Obstetrical shock • Obstetrical procedures and operations <ul style="list-style-type: none"> ✓ Induction of labour ✓ Forceps ✓ Vacuum ✓ Version ✓ Manual removal of placenta ✓ Cesarean Section ✓ Destructive operations • Nursing management of women undergoing Obstetrical operations and procedures 	<ul style="list-style-type: none"> • Lecture discussion • Demonstrate using video films,scan reports, partograph etc • Case discussion/presentation • Health talk • Practice Session • Supervised Clinical practice 	<ul style="list-style-type: none"> • Essay type • Short answers • Objective type • Assessment of skills with check list • Assessment of patient management problems
IX	4	<ul style="list-style-type: none"> • Describe management of postnatal complications 	<p>Abnormalities during Postnatal Periods</p> <ul style="list-style-type: none"> • Assessment and management of woman with postnatal complications <ul style="list-style-type: none"> ✓ Puerperal infections ✓ Breast engorgement & UTI infections ✓ Thrombo- Embolic disorders ✓ Post- partum haemorrhage ✓ Eclampsia ✓ Subinvolution 	<ul style="list-style-type: none"> • Lecture discussion • Demonstrate using video films,scan reports, partograph etc • Case discussion/presentation • Health talk • Practice Session • Supervised Clinical practice 	<ul style="list-style-type: none"> • Essay type • Short answers • Objective type • Assessment of skills with check list • Assessment of patient management

PRINCIPAL

Unit	Time (Hrs)	Learning Objectives	Content	Teaching Learning Activities	Assessment methods
			<ul style="list-style-type: none"> Psychological complications <ul style="list-style-type: none"> ✓ Post partum Blues ✓ Post partum Depression ✓ Post partum Psychosis 		problems
X	10	<ul style="list-style-type: none"> Identify the high risk neonates and their nursing management 	Assessment and management of High risk newborn <ul style="list-style-type: none"> Admission of neonates in the neonatal intensive care units- protocols Nursing management of: <ul style="list-style-type: none"> ✓ Low birth weight babies ✓ Infections ✓ Respiratory problems ✓ Haemolytic disorders ✓ Birth injuries ✓ Malformations ✓ Monitoring of high risk neonates ✓ Feeding of high risk neonates ✓ Organization and management of neonatal intensive care units ✓ Infection control in neonatal intensive care units ✓ Maintenance of reports and records 	<ul style="list-style-type: none"> Lecture discussion Demonstrate using video films, scan reports, partograph etc Case discussion/presentation Health talk Practice Session Supervised Clinical practice 	<ul style="list-style-type: none"> Essay type Short answers Objective type Assessment of skills with check list Assessment of patient management problems
XI	4	Describe indication, dosage, action, side effects and nurses responsibilities in the administration of drugs used for mothers	Pharmaco-therapeutics in obstetrics <ul style="list-style-type: none"> Indication, dosage, action, contra indication and side effects of drugs Effect of drugs on pregnancy, labour & puerperium, Nursing responsibilities in the administration of drug in Obstetrics <ul style="list-style-type: none"> ✓ Oxytocins ✓ Antihypertensives ✓ Diuretics ✓ Tocolytic Agents ✓ Anti Convulsants Analgesics and anesthetics in obstetrics. Effects of maternal medication on foetus and neonate 	<ul style="list-style-type: none"> Lecture discussion Drug book Drug presentation 	<ul style="list-style-type: none"> Short answers Objective type
XII	10	<ul style="list-style-type: none"> Appreciate the <i>all</i> Importance of 	Family Welfare Programme Population trends and problems in	<ul style="list-style-type: none"> Lecture discussion Demonstration 	<ul style="list-style-type: none"> Essay type Short answers

PRINCIPAL

Unit	Time (Hrs)	Learning Objectives	Content	Teaching Learning Activities	Assessment methods
		family welfare programme <ul style="list-style-type: none"> Describe the Methods of contraception and role of nurse in Family welfare programme importance of methods of family welfare 	India Concepts, aims, importance and history of family welfare programme National Population: dynamics, policy and education National family welfare programme; RCH, ICDS, MCH, Safe motherhood Organization and administration at national, state, district, block and village levels Methods of contraception; spacing, temporary and permanent, Emergency contraception Infertility and its management Latest research in contraception Maintenance of vital statistics Role of national, international and voluntary organizations Role of a nurse in family welfare programme Training / Supervision / Collaboration with other functionaries in community like ANMs, LHVs, Anganwadi workers, TBAs (Traditional birth attendant - Dai)	<ul style="list-style-type: none"> Practice session Supervised practice project Counseling session Field visits 	<ul style="list-style-type: none"> Objective type Assessment of skills with check list, project and field visits reports

Internal assessment: (25 Marks -Refer to regulations)

Three Unit test marks	45%
Two Assignment marks	25%
Model Exam	25%
Attendance	5%
Total	100%


PRINCIPAL
 Anulmigu Meenakshi College of Nursing
 Enathur, Kanchi - 606 001

Reference Books:

1. Fraser (DM), M Myles Textbook of Midwives, Churchill Livingstone, 14th Edition, 2003
2. Dutta (DC), Textbook of Obstetrics, New Central Book Agency.
3. Lowdermilk, Maternity Nursing, Mosby, 7th Edition.
4. Willams, Obstetrics, McGrawhill, 22nd Edition.
5. Bobak, Maternity Nursing Care, Elsevier.
6. Maternity & Child Health Nursing Care for the childbearing family, LWW, 5th edition.
7. Wong, Maternity Child Nursing Care, Mosby, 3rd Edition.



PRINCIPAL

**Arulmigu Meenakshi College of Nursing
Enathur, Kanchipuram.**

Midwifery and Obstetrical Nursing- Practical

Placement: Fourth year

Practical: 180 hours (Fourth year)

Areas	Durati on in Weeks	Objectives	Skills	Assignments	Assessment methods
Antenatal clinic/ OPD	1	Assessment of pregnant women	<ul style="list-style-type: none"> • Antenatal history taking • Physical examination, Recording of Weight & B.P Hb.& Urine testing for sugar and albumin • Antenatal examination- abdomen and breast • Immunization • Assessment of risk status • Teaching antenatal mothers • Maintenance of Antenatal records 	<p>*Conduct Antenatal Examinations 30</p> <p>Health talk – I</p> <p>Case book recordings</p>	<ul style="list-style-type: none"> • Verification of findings of Antenatal examinations • Completion of casebook recordings
Labour room O.T.	2	<ul style="list-style-type: none"> • Assess woman in labour • Carry out per- vaginal examinations • Conduct normal deliveries • Perform episiotomy and suture it • Resuscitate newborns • Assist with Cesarean Sections • MTP and other surgical procedures 	<ul style="list-style-type: none"> ✓ Assessment of Woman in labour ✓ Per vaginal examinations and interpretation Monitoring and caring of woman in labour ✓ Maintenance of partograph ✓ Conduct normal delivery ✓ Newborn assessment and immediate care Resuscitation of newborns ✓ Assessment of risk status of newborn ✓ Episiotomy aid suturing ✓ Maintenance of labour and birth records ✓ Arrange for and assist with Cesarean section and care for woman& baby during Cesarean ✓ Arrange for and assist with MTP and other surgical procedures 	<p>*Conduct normal deliveries – 20</p> <p>*Per vaginal examinations-5</p> <p>*Perform and Suture the episiotomies – 5</p> <p>*Resuscitate newborns – 5</p> <p>*Assist with Cesarean Sections – 2</p> <p>*Witness abnormal deliveries – 5</p> <p>Assist with MTP and other Surgical procedures –</p> <p>Case book recordings</p>	<ul style="list-style-type: none"> • Assessment of clinical performance with rating scale • Assessment of each skill With checklists Completion of Case book recordings
Postnatal	1	Provide	<ul style="list-style-type: none"> ✓ Examination and assessment of mother and 	<ul style="list-style-type: none"> ✓ Case presentation - 	<ul style="list-style-type: none"> ✓ Assessment of clinical

ward		nursing care to post natal mother and baby • Counsel and teach mother and family for parent hood	Baby ✓ Identification of deviations ✓ Care of postnatal mother and baby ✓ Perineal care ✓ Lactation. Management ✓ Breast feeding ✓ Babybath ✓ Immunization, Teaching postnatal mother: <input type="checkbox"/> Mother craft <input type="checkbox"/> Post natal care & Exercises <input type="checkbox"/> Immunization	1 ✓ Case book recordings ✓ Give care to Post natal - mothers – 20 ✓ Health talks-I ✓ Case study — 1	performance ✓ Assessment of each skill With checklists ✓ Completion of Case book ✓ Recording ✓ Evaluation of case study and presentation and health education sessions
Newborn Nursery	1	• Provide nursing care to newborn at risk	✓ Newborn assessment ✓ Admission of neonates ✓ Feeding of neonates atrisk ✓ Katori spoon, paladi, tube feeding, total parenteral nutrition ✓ Thermal management of neonates-kangaroo mother care, care of baby in incubator ✓ Monitoring and care of neonates Administering medications ✓ Intravenous therapy ✓ Assisting with diagnostic procedure ✓ Assisting with exchange transfusion ✓ Care of baby on ventilator ✓ Phototherapy ✓ Infection control protocols in the nursery ✓ Teaching and counseling of parents ✓ Maintenance of Neonatal records	✓ Case study-1 ✓ Observation study -1	✓ Assessment of clinical performance Assessment of each skill With checklists Evaluation of observation study
Family Planning Clinic	1	• Counsel for and provide family welfare services	✓ Counseling technique ✓ Insertion of IUD ✓ Teaching on use of family planning methods ✓ Arrange for and Assist with family planning operations Maintenance of records and reports	✓ IUD insertion- 5 ✓ Observation Study-1 ✓ Counseling- 2 ✓ Simulation exercise on recording and reporting - 1	✓ Assessment of each skill With checklists ✓ Evaluation of and observation study

fall
 PRINCIPAL

Arulmigu Meenakshi College of Nursing
 Enathur, Kanchipuram.

Essential Requirements for registration as midwife

• Antenatal examination	:	30
• Conducting normal deliveries in Hospital/home/health centre	:	20
• Vagina! Examination	:	5
• Episiotomy and suturing	:	5
• Neonatal resuscitation	:	5
• Assist with Cesarean Section	:	2
• Witness/Assist abnormal deliveries	:	5
• Postnatal cases nursed in hospital/home/health centre	:	20
• Insertion of IUD	:	5

Note: All casebooks must be certified by teacher on completion of essential requirements

Internal assessment for Practical: (100 Marks/ 50 Marks -Refer to regulations)

Continuous Evaluation of Clinical Performance	30%
Clinical assignment (Case study/ Practical record/Case book)	20%
Clinical Presentation	10%
Observational /field visit/ Health talk	10%
Model Practical Examination	30%
Total	100%


PRINCIPAL
Arulmigu Meenakshi College of Nursing
Enathur, Kanchipuram.

Community Health Nursing - II

Placement – Fourth Year

Time: Theory- 90 hours

Practical - 330 hours

Course Description: This Course is designed for students to practice community health nursing for the individual, family and groups at both urban and rural settings by using concept and principles of health and community health nursing.

Unit	Time (Hrs)	Learning Objectives	Content	Teaching Learning Activities	Assessment Method
I	4	<ul style="list-style-type: none"> Define concepts, scope, principles and historical development of community Health and community Health Nursing 	Introduction <ul style="list-style-type: none"> Definition, concept & scope of community Health and community Health Nursing Historical development of Community health Community health Nursing. <ul style="list-style-type: none"> - Pre Independence - Post Independence 	<ul style="list-style-type: none"> Lecture discussion 	<ul style="list-style-type: none"> Essay type Short answer
II	6	<ul style="list-style-type: none"> Describe health plans, policies, various health committees and health problems in India. 	Health planning and policies and problems <ul style="list-style-type: none"> National health planning in India - Five Year Plans Various committees and commissions on health and family welfare, Central council for health and family welfare (CCH and FW) NRHM, NUHM, MDG, SDG National Health Policy (1983, 2002) National population policy Health problems in India Recent health policies 	<ul style="list-style-type: none"> Lecture discussion Panel discussion 	<ul style="list-style-type: none"> Essay Type Short Answer
III	15	<ul style="list-style-type: none"> Describe the system of delivery of community health services in rural and urban areas List the functions of various levels 	Delivery of community health services <ul style="list-style-type: none"> Planning, budgeting and material management of SCs, PHC and CHC Programme management including supervision and monitoring. Ayushman Bharath 	<ul style="list-style-type: none"> Lecture discussion Visits to various health delivery systems Supervised field practice 	<ul style="list-style-type: none"> Essay Type Short Answer

Unit	Time (Hrs)	Learning Objectives	Content	Teaching Learning Activities	Assessment Method
		<p>and their staffing pattern</p> <ul style="list-style-type: none"> • Explain the components of health services • Describe alternative systems of health promotion and health maintenance • Describe the chain of referral system. 	<ul style="list-style-type: none"> • Rural: Organization, staffing and functions of rural health services provided by government at: <ul style="list-style-type: none"> - Village - Sub centre - Primary health centre : Concept of Health and Wellness centre - Community health centre / sub divisional <ul style="list-style-type: none"> - Hospitals - District, State & Centre. • Urban: Organization, staffing and functions of urban health services provided by government at: <ul style="list-style-type: none"> - Slums -Dispensaries - Maternal and child health centres - Special Clinics - Hospitals - Corporation / Municipality / Board. • Components of health services <ul style="list-style-type: none"> ○ Environmental sanitation ○ Health education ○ Vital statistics ○ M.C.H - antenatal, natal, postnatal, MTP Act, female feticide act, child adoption act. ○ Introduction to Rashtreeya Balsuraksha Karyakram (RBSK) ○ Mother and child tracking system ○ Safe birth checklist ○ Postpartum visits by health worker ○ Family welfare ○ National health programmes ○ School health services 	<ul style="list-style-type: none"> • Panel discussion 	

Free

PRINCIPAL

Arulmigu Meenakshi College of Nursing
Enathur, Kanchipuram.

Unit	Time (Hrs)	Learning Objectives	Content	Teaching Learning Activities	Assessment Method
			<ul style="list-style-type: none"> ○ Occupational health ○ Defense services ○ Institutional Services. ● System of Medicine and health care Allopathy ○ Indian System of Medicine and Homeopathy ○ Alternative health care systems like yoga, meditation, social and spiritual healing etc. <p>Referral system.</p>		
IV	25	Describe Community Health Nursing approaches and Describe the roles and responsibilities of Community health nursing personnel.	<p>Community health nursing approaches, concepts and roles and responsibilities of nursing personnel.</p> <ul style="list-style-type: none"> ❖ Approaches <ul style="list-style-type: none"> - Nursing theories and Nursing process - Epidemiological approach - Problem solving approach - Evidence based approach - Empowering people to care for themselves ❖ Concepts of Primary Health Care: <ul style="list-style-type: none"> - Equitable distribution - Community Participation - Focus on prevention - Use of appropriate technology - Multi-sectoral approach ❖ Roles and responsibilities of Community health nursing personnel in <ul style="list-style-type: none"> - Family health services - Information Education Communication (IEC) - Management information (MIS) - Maintenance of Records & Reports - Training and supervision of various categories of health 	<ul style="list-style-type: none"> ● Lecture discussion ● Demonstration ● Practice session ● Supervised field practice ● Participation in camps ● Group Project 	<ul style="list-style-type: none"> ● Essay Type ● Short Answer

Unit	Time (Hrs)	Learning Objectives	Content	Teaching Learning Activities	Assessment Method
			<p>workers</p> <ul style="list-style-type: none"> - National Health programmes - Environmental sanitation - Maternal and Child health and family welfare - Organization of labour room - Treatment of minor ailments - School Health Services - Occupational Health - Organization of clinics, camps: Types, Preparation, Planning, Concept, conduct and evaluation - Waste management in the centre , clinics etc., - Home visit: Concept, Principles, Process, Techniques: Bag technique home visit. <ul style="list-style-type: none"> ❖ Qualities of Community Health Nurse – Behavioral change, Communication & Soft skill ❖ Job description of Community health nursing personnel. ❖ Middle level health provider- Roles & Responsibilities 		
V	15	Describe and appreciate the activities of community health nurse in assisting individuals and groups to promote and maintain their health	<p>Assisting individuals and groups to promote and maintain their health.</p> <ul style="list-style-type: none"> ❖ Empowerment for self care of individual, families and groups in – <ul style="list-style-type: none"> - Diagnosing & Treatment skills using SOP's <p>A. Assessment of self and family</p> <p>Monitoring growth and development</p> <ul style="list-style-type: none"> - Mile stones - Weight measurement - Social development - Temperature and Blood pressure monitoring - Menstrual cycle 	<ul style="list-style-type: none"> • Lecture discussion • Demonstration • Practice session • Supervised field practice • Individual / group / family / Community health education. 	<ul style="list-style-type: none"> • Essay Type • Short Answer

Unit	Time (Hrs)	Learning Objectives	Content	Teaching Learning Activities	Assessment Method
			<ul style="list-style-type: none"> - Breast self examination and testicles - Warning signs of various diseases - Tests: Urine for sugar and albumin, blood sugar B. Seek health services for <ul style="list-style-type: none"> - Routine checkup - Immunization - Counseling - Diagnosis - Treatment - Follow up C. Maintenance of Health Records for self and family D. Continue medical care and follow up in community for various diseases and disabilities E. Carryout therapeutic procedures as prescribed / required for self and family – Drug Dispensing F. Waste Management <ul style="list-style-type: none"> - Collection and disposal of waste at home and community G. Sensitize and handle social issues affecting health and development for self and family <ul style="list-style-type: none"> - Social Mobilization - Women Empowerment - Women and child abuse - Abuse of elders - Female feticide - Commercial sex workers - Food adulteration - Substance abuse H. Utilize community resources for self and family <ul style="list-style-type: none"> - Trauma services - Old age homes - Orphanage - Homes for physically and mentally challenged individuals - Homes for destitute . 		

Jul

Unit	Time (Hrs)	Learning Objectives	Content	Teaching Learning Activities	Assessment Method
VI	20	<ul style="list-style-type: none"> Describe National health and family welfare programmes and role of a nurse. Describe various health schemes in India. 	<p>National health and family welfare programmes and the role of a nurse.</p> <ul style="list-style-type: none"> National ARI Programme Revised National Tuberculosis (RNTCP) National Anti-Malaria Programme National Filaria control programme National Guinea worm eradication programme National Leprosy eradication programme National AIDS control programme STD control programme National programme for control of blindness Iodine deficiency disorder programme Expanded programme on immunization National family welfare programme historical development, organization, administration, Research, constraints National water supply and sanitation programme Minimum Need programme National Diabetics control programme Polio Eradication: Pulse Polio Programme National cancer control Programme Yaws Eradication Programme National Nutritional Anemia prophylaxis programme 20 point programme ICDS programme Mid-day meal applied nutritional programme National mental health programme Health schemes - ESI 	<ul style="list-style-type: none"> Lecture discussion Participation in National Programme Field visits 	<ul style="list-style-type: none"> Essay Type Short Answer

JML
PRINCIPAL

Unit	Time (Hrs)	Learning Objectives	Content	Teaching Learning Activities	Assessment Method
			<ul style="list-style-type: none"> - CGHS - Health insurance, other schemes • Recent health programmes. 		
VII	5	<ul style="list-style-type: none"> • Explain the roles and functions of various national and international health agencies 	<p>Health Agencies</p> <ul style="list-style-type: none"> ❖ International - WHO, UNFPA, UNDP, World Bank, FAO, UNICEF, DANIDA, European Commission (EC). Red cross, USAID, UNESCO, Colombo Plan, ILO, CARE etc. ❖ National - Indian Red Cross, Indian Council for child welfare, Family Planning Association of India (FPAI), Tuberculosis Association of India, Hindu Kush Nivaran Sangh, Central Social Welfare Board, All India Women's conference, Blind Association of India etc. 	<ul style="list-style-type: none"> • Lecture discussion • Field visits 	<ul style="list-style-type: none"> • Essay Type • Short Answer

Internal assessment: (25 Marks -Refer to regulations)

Three Unit test marks	45%
Two Assignment marks	25%
Model Exam	25%
Attendance	5%
Total	100%

Bibliography:

Text book:

1. Park (JE), Text Book of Preventive and Social Medicine, Bhanarsidas Bhanot Publishers, Jabalpur, 19th Edition, 2007.

Suggested Reference:

1. Stanhope(M), Public Health Nursing: Population-centered Health Care in the Community, Elsevier, 7th Edition, 2008.
2. Rao (KS), Introduction to Community Health Nursing, S.I.Publications, Chennai, 1989.
3. T.N.A.I., A Community Nursing Manual, New Gian Press, New Delhi, 1989.

4. Allender, Community Health Nursing : Promoting & Protecting the Public's Health, Lippincott, 6th Edition.
5. Piyush, Textbook of Preventive and social Medicine, CBS, 2nd Edition.
6. Clark, Community Nursing, Reston Publishing Company Inc., Virginia.
7. Freeman, Community Health Nursing Practice, W.B.Saunders Company, Philadelphia.
8. Ghosh, Manual of Social and Preventive Medicine, Vijaya Publishing House, Calcutta.

Community Health Nursing - II - Practical

Placement –Fourth Year
Hours

Time: Practical - 330

Areas	Duration (in week)	Objectives	Skills	Assignments	Assignm Metho
Communi Health Nursing	1 week for urban ,4 week for rural	<ul style="list-style-type: none"> • Identify community profile • Identify prevalent communicable and non-communicable diseases • Diagnose health needs of Individual, families and community • Plan, provide and evaluate care. • Participate school health programme • Participate in National health programmes • Organize group for self help and involve clients in their own health activities • Provide family welfare services • Counsel and 	<ul style="list-style-type: none"> • Community health survey • Community diagnosis • Family care: Home adaptation of common procedures • Home visit: Bag technique • Organize and conduct clinics antenatal, postnatal, well baby clinic, camps etc. • Screen manage and referrals for: <ul style="list-style-type: none"> ○ High risk mothers and neonates ○ Accidents and emergencies ○ Illnesses: Physical and mental ○ Disabilities • Conduct delivery at centre / home: episiotomy and suturing • Resuscitate newborn • School health programme <ul style="list-style-type: none"> ○ Screen, manage, refer children • Collaborate with health and allied agencies • Train and supervise health workers 	<ul style="list-style-type: none"> • Community survey report – 1 • Family care study – 1 • Project-1 Health talk-1 • Case book recording 	<ul style="list-style-type: none"> • Asses clinical perfor ce wit rating scale • Evalu: of comm y surv report family care st projec health • Comp n of ca book recor

Full

PRINCIPAL

Areas	Duration (in week)	Objectives	Skills	Assignments	Assignn Metho
		educate Individual, family and community • Collect Vital health statistics • Maintain Records & Reports	<ul style="list-style-type: none"> • Provide family welfare services: insertion of IUD • Counsel and teach individual, family and community about: HIV, TB, Diabetes, hypertension, Mental health, adolescents, elderly health, physically, physically and mentally challenged individuals etc. • Collect and calculate Vital health statistics • Document and maintain. <ul style="list-style-type: none"> ○ Individual, family and administrative records. ○ Write reports-center, disease, national health programme / projects. 		

Internal assessment for Practical: (100 Marks/ 50 Marks -Refer to regulations)

Continuous Evaluation of Clinical Performance	30%
Clinical assignment (Case study/ Practical record/Case book)	20%
Clinical Presentation	10%
Observational /field visit/ Health talk	10%
Model Practical Examination	30%
Total	100%


PRINCIPAL
 Arulmigu Meenakshi College of Nursing
 Enathur, Kanchipuram.

Management of Nursing Services and Education

Placement – Fourth Year

Time: Theory – 90 hours

Practical - 25

Course Description: The course is designed to enable to student to acquire understanding of management of clinical and community health nursing services, Nursing Educational programme. This is also designed to enable students to acquire understanding of the professional responsibilities, prospects and contribution to the growth of the profession.

Unit	Time (Hrs)		Learning Objectives	Content	Teaching Learning Activities	Assessment Methods
	Th.	Pr.				
I	4		<ul style="list-style-type: none"> Explain the principles and functions of management 	Introduction to Management in Nursing:- <ul style="list-style-type: none"> Definition, Concepts & theories. Functions of Management. Principles of Management. Role of a Nurse as a Manager.) 	<ul style="list-style-type: none"> Lecture Discussion Explain using organization chart 	<ul style="list-style-type: none"> Short answers
II	5		<ul style="list-style-type: none"> Describe the elements and process of management 	Management Process:- <ul style="list-style-type: none"> Planning; mission, Philosophy, Objectives & Operational plan. Staffing: - Philosophy staffing study, norms, activities, patient Classification system, Scheduling. Human resources, Management; recruiting, selecting, development, retaining, Promoting, Super annuation etc. Budgeting: - Concept, Principles, types cost, benefit analysis and audit. Material Management: - Equipment & Supplies Directing (Leading) Process. Controlling: - Quality Management. Program evaluation Review Technique (PERT), Bench marking, Activity Plan (Gantt Chart) 	<ul style="list-style-type: none"> Lecture Discussion Simulated Exercises Case studies 	<ul style="list-style-type: none"> Essay type Short answers
III	8	20	<ul style="list-style-type: none"> Describe the management of nursing services in 	Management of Nursing Services in the Hospital & Community <ul style="list-style-type: none"> Planning: - 	<ul style="list-style-type: none"> Lecture Discussion Demonstration 	<ul style="list-style-type: none"> Essay type Short answers

		the hospital and community	<ul style="list-style-type: none"> □ Hospital & Patient care units including ward management. □ Emergency & Disaster Management. • Human Resource Management: <ul style="list-style-type: none"> □ Recruiting selecting, development superannuation etc. □ Categories of nursing personnel including job, description of all levels. □ Patient / Population Classification Systems □ Patient / Population assignment → & Nursing care responsibilities. □ Staff development & well fare. • Budgeting proposal, projecting requirements for staff, equipment and supplies for <ul style="list-style-type: none"> □ Hospital & Patient care units. □ Emergency and disaster Management. • Material Management; procurement, inventory control, auditing and maintenance in: <ul style="list-style-type: none"> □ Hospital & Patient care units. □ Emergency and disaster Management. • Directing & Leading: - Delegation, Participatory Management. <ul style="list-style-type: none"> □ Assignments, Rotations, delegation, □ Supervision & Guidance. □ Implement standards, Policies, Procedures & Practices. □ Staff Development & Welfare. □ Maintenance of Discipline. • Controlling: - <ul style="list-style-type: none"> □ Nursing rounds / Visits, Nursing protocols manuals. □ Quality Assurance model, Documentation. □ Records → & reports performance appraisal. 	<ul style="list-style-type: none"> • Simulated Exercises • Case studies • Supervise practice in ward – writing indents, preparing duty roaster, ward supervision • Assignment on duties and responsibilities of ward sister • Writing report 	<ul style="list-style-type: none"> s • Assessment of problem solving exercises • Assessment of the assignments • Performance evaluation by ward sister with rating scale
--	--	----------------------------	---	---	--

Jul R

PRINCIPAL

IV	5	•	<ul style="list-style-type: none"> Describe the concepts, theories and techniques of organizational behavior and human relations. 	Organizational Behavior and Human Relations:- <ul style="list-style-type: none"> Concept and theories of Organizational Behaviors. Review of Channels of Communication. Leadership styles. Review of Motivation concepts and theories Group dynamics Techniques of: <ul style="list-style-type: none"> Communication and Interpersonal relationships. Human Relations Public Relations in Context of Nursing. Relations with Professional associations & employees Unions & Collective bargaining. 	<ul style="list-style-type: none"> Lecture Discussion Role Plays Group games Self assessment Case discussion Practice session 	<ul style="list-style-type: none"> Essay type Short answers Assessment of problem solving
V	5	5	<ul style="list-style-type: none"> Participate in planning and organizing in service education program. 	In service Education:- <ul style="list-style-type: none"> Nature & Scope of in service education program. Organization of in service education. Principles of adult learning. Planning for in service education program; techniques, Methods & Evaluation of staff education programme Preparation of Report. 	<ul style="list-style-type: none"> Lecture Discussion Plan and conduct an educational session for in service nursing personnel 	<ul style="list-style-type: none"> Short answer Objective type Assess the planning and conduct of the educational session
VI	10	•	<ul style="list-style-type: none"> Describe management of nursing educational institutions 	Management of Nursing educational institutions <ul style="list-style-type: none"> Establishment of Nursing Educational institution INC norms and guidelines. Co – ordination with:- <ul style="list-style-type: none"> Regulatory bodies Accreditation Affiliation Philosophy / Objectives Organization Structure Committees Physical Facilities College / School Hostel, Student 	<ul style="list-style-type: none"> Lecture Discussion Role plays Counseling session Group Exercises 	<ul style="list-style-type: none"> Essay type Short answers

Full
PRINCIPAL

				<ul style="list-style-type: none"> - Selection - Admission - Guidance & Counseling - Maintaining discipline - faculty and Staff. - Selection - Recruitment - Job description - Placement, - Performance appraisal - Development & Welfare <ul style="list-style-type: none"> • Budgeting. • Equipment & Supplies A.V. Aids, books, Laboratory equipment, books, Journals etc. • Curriculum; Planning, implementations & Evaluation. • Clinical Facilities • Transport Facilities • Institutional Records- & reports Administrative, Faculty, Staff & Students. 		
VII	10	•	<ul style="list-style-type: none"> • Describe the ethical and legal responsibilities of a professional nurse; • Explain the nursing practice standards. 	Nursing as a Profession:- <ul style="list-style-type: none"> • Nursing as a Profession. - Philosophy; Nursing practice - Aims- & Objectives - Characteristics of Professional Nurse. - Regulatory bodies; INC, SNC Acts;- constitution, functions - Current trends and issues in Nursing <ul style="list-style-type: none"> • Professional ethics - Code of ethics; INC, ICN - Code of Professional conduct; INC, ICN <ul style="list-style-type: none"> • Practice Standards for Nursing, INC • Consumer Protection act. • Legal Aspects in Nursing. - Legal terms related to practice, registration & Licensing. - Laws related to Nursing Practice, Breach and penalties. - Malpractice and Negligence. 	<ul style="list-style-type: none"> • Lecture Discussion • Case discussion • Panel discussion • Role plays • Critical incidents • Visit to INC / SNRCs 	<ul style="list-style-type: none"> • Short answers • Assessment of critical incidents

Full

PRINCIPAL
Arulmigu Meenakshi College of Nursing
Enathur, Kanchipuram.

VIII	3		<ul style="list-style-type: none"> • Explain the various opportunities for professional advancement. 	Professional Advancement:- <ul style="list-style-type: none"> • Continuing Education • Career Opportunity • Collective bargaining • Membership with Professional, Organizations, national & International. • Participation in research activities. • Publications, Journals, News Papers etc. 	<ul style="list-style-type: none"> • Lecture Discussion • Review / Presentation of published articles • Group work on maintenance of bulletin board 	<ul style="list-style-type: none"> • Short answers
------	---	--	---	--	--	---

Internal assessment: (25 Marks -Refer to regulations)

Three Unit test marks	45%
Two Assignment marks	25%
Model Exam	25%
Attendance	5%
Total	100%

Reference Books:

1. Basavanthappa (BT), Nursing Administration, Jaypee Brother, New Delhi, 2002.
2. Stanhope(M), Public Health Nursing: Population-centered Health Care in the Community, Elsevier, 7th Edition, 2008.
3. T.N.A.I., A Community Nursing Manual, New Gian Offset Press, New Delhi, 1989.


PRINCIPAL
 Arulmigu Meenakshi College of Nursing
 Enathur, Kanchipuram.

VIII. Integrated Nursing Training (INTERNSHIP)

S. No	Subject	In weeks	Practical (In hrs)
1.	Midwifery and Obstetrical Nursing	9	432
2.	Community Health Nursing – II	4	192
3.	Medical Surgical Nursing (Adult and Geriatric)	5	240
4.	Child Health Nursing	3	144
5.	Mental Health Nursing	2	96
6.	Research Project*	1	45
Total		24	1150

**project work to be carried out during internship*

1. MIDWIFERY AND OBSTETRICAL NURSING Duration- 432 Hours (9 weeks)

Areas	Duration in weeks	Objectives	Skills	Assignments	Assessment methods
<ul style="list-style-type: none"> Labour Ward Neonatal intensive care unit Antenatal Postnatal 	3 1 2 3	Provide comprehensive care to mothers and neonates	Integrated practice	<ul style="list-style-type: none"> Completion of other essential requirements Case book recordings 	Assess clinical performance with rating scale Completion of case book recordings

2. COMMUNITY HEALTH NURSING-II Duration:192 Hours (4weeks)

Areas	Duration (in week)	Objectives	Skills	Assessment
Urban	2 weeks	<ul style="list-style-type: none"> Provide comprehensive care to individual, family and community 	<ul style="list-style-type: none"> Integrated practice and group project-1 in each rural and urban 	<ul style="list-style-type: none"> Assess clinical performance with rating scale Evaluation of project.
Rural or urban PHC / SC / CHC	2 weeks	<ul style="list-style-type: none"> Provide comprehensive care to individual, family and community as MLHP 	<ul style="list-style-type: none"> Integrated practice as MLHP 	<ul style="list-style-type: none"> Assess clinical performance with rating scale. Completion of log book.

Note: During the rural posting they should stay in health centers under the supervision of teachers.

MIDDLE LEVEL HEALTHCARE PROVIDER (MLHP)

TOPICS INCORPORATED

1. Roles and responsibilities of middle level health care providers (MLHP)
2. New National health programs
3. AYUSHMAN BHARAT- The up gradation of sub centers into health and wellness centers, concept of comprehensive primary health care and key elements of CPHC, Services delivery and continuum of care and roles of middle level health care providers (MLHP)
4. Diagnosing and treatment skills essential at sub center level using standard treatment protocols as per national health programmes
5. Introduction to Rashtriya Bal Sureksha Karyakaram (RBSK)
6. Social mobilization skills
7. Drug dispensing
8. Programme management including supervision and monitoring
9. Investigation of an outbreak
10. Behavior change communication and soft skills
11. Integrated disease surveillance project (IDSP)
12. Mother and child tracking system
13. Chikungunya
14. Organization of labour room
15. Safe child birth checklist
16. Postpartum visits by health workers
17. Family planning 2020
18. National family planning programs
19. Food borne diseases

TOPICS REVIEWED:-

- Health planning and health care delivery system in India (IPHS guidelines)
- Health management information system (HMIS)
- Electronic medical records(EMR)
- Micro birth planning
- Adolescent counseling
- Sources of vital statistics
- Financial management, accounts and computing at sub center
- Mental health act, drug de addiction program
- Time trends in disease occurrence in epidemiology
- Infant and young child feeding and counseling
- Nutrition across lifecycle and update on National nutritional programmes
- Use of equipment
- Throat problems and febrile seizures in children
- Transportation of baby and common accidents and mishaps in labour room
- Counseling - GATHER approach
- Update Biomedical waste management by specifying biomedical waste management rule 2016
- Suturing of superficial wounds
- Postpartum Intra Uterine Contraceptive Device (PPIUCD)
- All the national health programmes on communicable, non communicable.


PRINCIPAL
Arulmigu Meenakshi College of Nursing
Enathur, Kanchipuram.

3. MEDICAL SURGICAL NURSING
(5 weeks)

Duration: 240 Hours (5 weeks)

Area	Duration (in weeks)	Objective	Skills	Assessment
Medical ward	1	Provide comprehensive care to patients with medical and surgical conditions including emergencies	Integrated practice	Assess clinical performance with rating scale
Surgical ward	1			
Critical care unit/ICCU	1			
Casualty/ Emergency	1			
Operation theatre (Eye, ENT, Neuro)	1			

4. CHILD HEALTH NURSING
(3 weeks)

Duration: 144 Hours

Area	Duration (weeks)	Objective	Skills	Assessment
Paediatric medicine ward/ICU	1	<ul style="list-style-type: none"> Provide comprehensive care to children with medical conditions 	<ul style="list-style-type: none"> Integrated practice 	<ul style="list-style-type: none"> Assess clinical performance with rating scale
Paediatric surgery ward /ICU	1	<ul style="list-style-type: none"> Provide comprehensive care to children with surgical conditions 	<ul style="list-style-type: none"> Integrated practice 	<ul style="list-style-type: none"> Assess clinical performance with rating scale
NICU	1	<ul style="list-style-type: none"> Provide intensive care to neonates 	<ul style="list-style-type: none"> Integrated practice 	<ul style="list-style-type: none"> Assess clinical performance with rating scale

MENTAL HEALTH NURSING
(2 weeks)

Duration: 96 Hours

Areas	Duration	Objectives	Skills	Assessment
Psychiatry Ward	2 Weeks	Provide comprehensive care to patients with mental health problems	Integrated practice	Assess clinical performance with rating scale

6. RESEARCH PROJECT

Duration: 45 Hours (1 week)


 PRINCIPAL
 Arulmigu Meenakshi College
 Enathur, Kanchipuram.

X. APPENDICES

1. QUESTION PAPER PATTERN:

**B.Sc. (Nursing) DEGREE EXAMINATION
I YEAR
ALL NURSING SUBJECTS**

Time : 3 hrs

Maximum: 75 marks

I Essay Questions (Answer any two)

2 X15 = 30

- | | | |
|----|-------|-----------|
| | 1. a) | (7 marks) |
| b) | | (8 marks) |
| | 2. a) | (7 marks) |
| b) | | (8 marks) |
| | 3. a) | (7 marks) |
| b) | | (8 marks) |

II Short notes (Answer any five)

5 X 5 = 25

- 4.
- 5.
- 6.
- 7.
- 8.
- 9.
- 10.

III Short answers (Answer all)

10 X 2 = 20

- 11.
- 12.
- 13.
- 14.
- 15.
- 16.
- 17.
- 18.
- 19.
- 20.


PRINCIPAL
Arulmigu Meenakshi College of Nursing
Enathur, Kanchipuram

**B.Sc. (Nursing) DEGREE EXAMINATION
I YEAR
ANATOMY & PHYSIOLOGY**

Time : 3 hrs

Maximum: 75 marks

SECTION A (ANATOMY) – 37 marks

I Essay Questions (Answer any one) 1 X 15 =15

- | | | |
|----|-------|------------------------|
| b) | 1. a) | (7 marks)
(8 marks) |
| b) | 2. a) | (7 marks)
(8 marks) |

II Short notes (Answer any two) 2 X 5 = 10

- 3.
- 4.
- 5.
- 6.

III Short answers (Answer all) 6 X 2 = 12

- 7.
- 8.
- 9.
- 10.
- 11.
- 12.

SECTION B (PHYSIOLOGY) –38 marks

IV Essay Questions (Answer any one) 1 X 15 =15

- | | | |
|----|--------|------------------------|
| b) | 13. a) | (7 marks)
(8 marks) |
| b) | 14. a) | (7 marks)
(8 marks) |

V Short notes (Answer any three) 3 X 5 = 15

- 15.15.
- 16.16.
- 17.17.
- 18.18.
- 19.19.

VI Short answers (Answer all) 4 X 2 = 8

- 20.20.
- 21.21.
- 22.22.
- 23.23.


PRINCIPAL
Arulmigu Meenakshi College of Nursing
Enathur, Kanchipuram.

**B.Sc. (Nursing) DEGREE EXAMINATION
II - YEAR
NUTRITION AND BIOCHEMISTRY**

Time : 3 hrs

Maximum: 75 marks

SECTION A (NUTRITION) – 45 marks

I Essay Questions (Answer any one)

1 X 15 =15

1. a)
b)

(7 marks)

(8 marks)

2. a)
b)

(7 marks)

(8 marks)

II Short notes (Answer any four)

4 X 5 = 20

3.
4.
5.
6.
7.
8.

III Short answers (Answer all)

5 X 2 = 10

9.
10.
11.
12.
13.

SECTION B (BIOCHEMISTRY) – 30 marks

IV. Essay Questions (Answer any one)

1 X 10 = 10

b)

14. a)

(5 marks)

(5 marks)

b)

15. a)

(5 marks)

(5 marks)

V Short notes (Answer any two)

2 X 5 = 10

- 16.16.
17.17.
18.18.
19.19.

VI Short answers (Answer all)

5X 2 = 10

- 20.20.
21.21.
22.22.
23.23.
24.24.


PRINCIPAL
Arulmigu Meenakshi College of Nursing
Enathur, Kanchipuram.

**B.Sc. (Nursing) DEGREE EXAMINATION
I YEAR
MICROBIOLOGY**

Time : 3 hrs

Maximum: 75 marks

I Essay Questions (Answer any two)

2 X 15 = 30

- | | | |
|----|-------|-----------|
| b) | 1. a) | (7 marks) |
| | | (8 marks) |
| b) | 2. a) | (7 marks) |
| | | (8 marks) |
| b) | 3. a) | (7 marks) |
| | | (8 marks) |

II Short notes (Answer any five)

5 X 5 = 25

- 4.
- 5.
- 6.
- 7.
- 8.
- 9.
- 10.

Short answers (Answer all)

10 X 2 = 20

- 11.
- 12.
- 13.
- 14.
- 15.
- 16.
- 17.
- 18.
- 19.
- 20.


PRINCIPAL
Arulmigu Meenakshi College
Enathur, Kanchipuram.

B.Sc. (Nursing) DEGREE EXAMINATION
II - YEAR
PHARMACOLOGY, PATHOLOGY AND GENETICS

Time : 3 hrs

Maximum: 75 marks

SECTION A (PHARMACOLOGY) – 38 marks

I Essay Questions (Answer any one) 1 X 15 =15

- | | |
|-------|-----------|
| 1. a) | (7 marks) |
| b) | (8 marks) |
| 2. a) | (7 marks) |
| b) | (8 marks) |

II Short notes (Answer any three) 3 X 5 = 15

- 3.
- 4.
- 5.
- 6.
- 7.

III Short answers (Answer all) 4 X 2 = 8

- 8.
- 9.
- 10.
- 11.

SECTION B (PAHOLOGY & GENTICS) – 37 marks

IV. Essay Questions - Pathology (Answer any one) 1 X 10 = 10

- | | | |
|----|--------|-----------|
| b) | 12. a) | (5 marks) |
| | | (5 marks) |
| b) | 13. a) | (5 marks) |
| | | (5 marks) |

V Short notes (Answer any three) 3 X 5 = 15

14. Pathology
15. Pathology
16. Genetics
17. Genetics
18. Genetics

VI Short answers (Answer all) 6 X 2 = 12

19. Pathology
20. Pathology
21. Pathology
22. Pathology
23. Pathology
24. Genetics


PRINCIPAL
Arulmigu Meenakshi College of Nursing
Enathur, Kanchipuram.

**B.Sc. (Nursing) DEGREE EXAMINATION
III - YEAR
RESEARCH AND STATISTICS**

Time : 3 hrs

Maximum: 75 marks

SECTION A (RESEARCH) – 50 marks

I Essay Questions (Answer any Two) 2 X 15 = 30

- | | | | |
|----|----|----|------------------------|
| b) | 1. | a) | (7 marks)
(8 marks) |
| b) | 2. | a) | (7 marks)
(8 marks) |
| b) | 3. | a) | (7 marks)
(8 marks) |

II Short notes (Answer any two) 2 X 5 = 10

- 4.
- 5.
- 6.
- 7.

III Short answers (Answer all) 5 X 2 = 10

- 8.
- 9.
- 10.
- 11.
- 12.

SECTION B (STATISTICS) – 25 marks

IV. Essay Questions (Answer any one) 1 X 15 = 15

- | | | | |
|----|-----|----|------------------------|
| b) | 13. | a) | (5 marks)
(5 marks) |
| b) | 14. | a) | (5 marks)
(5 marks) |

V Short notes (Answer any two) 2 X 5 = 10

- 15.15.
- 16.16.
- 17.17.
- 18.18.


PRINCIPAL
Arulmigu Meenakshi College of Nursing,
Enathur, Kanchipuram.

GUIDELINES TO OPEN B.SC.(N) College OF NURSING

(ADOPTED FROM INC WEBSITE)

1. The following Establishments / Organizations are eligible to establish / Open a B.Sc. (N) College of Nursing.
 - a. Central Government/State Government/Local body;
 - b. Registered Private or Public Trust;
 - c. Organizations Registered under Societies Registration Act including Missionary Organizations;
 - d. Companies incorporated under section 8 of Company's Act;
2. The eligible Organizations / Establishments should have their own 100 bedded Parent Hospital. Provided that in respect of Tribal and Hilly Area the requirement of own Parent Hospital is exempted.
 - Tribal area – Scheduled notified area; [*Areas as the President of India may by order declare to be Scheduled Areas;*]
 - Hilly area – North East States, Jammu & Kashmir, Himachal Pradesh & Uttarakhand.
3. The eligible Organizations / Establishments should obtain Essentiality Certificate / No objection Certificate from the concerned State Government where the B.Sc (N) College of Nursing is sought to be established. The particulars of the name of the College / Nursing Institution along with the name of the Trust /Society [as mentioned in Trust Deed or Memorandum of Association] as also full address shall be mentioned in No Objection Certificate/Essentiality Certificate.
4. After receipt of the Essentiality Certificate/ No objection Certificate, the eligible institution shall get recognition from the concerned State Nursing Council for the B.Sc. (N) programme for the particular Academic Year, which is a mandatory requirement.
5. The Indian Nursing Council shall after receipt of the above documents / proposal would then conduct Statutory Inspection of the recognized training nursing institution under Section 13 of Indian Nursing Council Act 1947 in order to assess the suitability with regard to availability of Teaching faculty, Clinical and Infrastructural facilities in conformity with Regulations framed under the provisions of Indian Nursing Council Act, 1947.

Minimum Requirement to establish B.Sc. (N) Programme

I. PHYSICAL FACILITIES

i. Building:

The College of Nursing should have a separate building. The college of Nursing should be near to its parent hospital having space for expansion in an institutional area. For a College with an annual admission capacity of 40-60 students, the constructed area of the college should be 23720 square feet. Adequate hostel/residential accommodation for students and staff should be available in addition to the above mentioned built up area of the Nursing College respectively. The details of the constructed area are given below for admission capacity of 40-60 students:

Jul
PRINCIPAL
Atulmigu Meenakshi College of Nursing
Enathur, Kanchipuram.

ii. Teaching Block:

Sl.No	Teaching Block	Area (Figures in Sq feet)
1.	Lecture Hall	4 @ 1080 = 4320
2.	(i) Nursing foundation lab	1500
	(ii) CHN	900
	(iii) Nutrition	900
	(iv) OBG and Paediatrics lab	900
	(v) Pre-clinical science lab	900
	(vi) Computer Lab	1500
3.	Multipurpose Hall	3000
4.	Common Room (Male & Female)	1100
5.	Staff Room	1000
6.	Principal Room	300
7.	Vice Principal Room	200
8.	Library	2400
9.	A.V. Aids Room	600
10.	One room for each Head of	800
11.	Faculty Room	2400
12.	Provisions for Toilets	1000
Total		23720 Sqr. Ft.

Note: -

- Nursing Educational institution should be in Institutional area only and not in residential area.
- If the institute has non-nursing programme in the same building, Nursing programme should have separate teaching block.
- Shift-wise management with other educational institutions will not be accepted.
- Separate teaching block shall be available if it is in hospital premises.
- Proportionately the size of the built-up area will increase according to the number of students admitted.
- School and College of nursing can share laboratories, if they are in same campus under same name and under same trust, that is the institution is one but offering different nursing programmes. However they should have equipments and articles proportionate to the strength of admission. And the class rooms should be available as per the requirement stipulated by Indian Nursing Council of each programme.

a. Class rooms

There should be at least four classrooms with the capacity of accommodating the number of students admitted in each class. The rooms should be well ventilated with proper lighting system. There should be built in Black/Green/White Boards. Also there should be a desk/ dais/a big table and a chair for the teacher and racks/cupboards for keeping teaching aids or any other equipment needed for the conduct of classes also should be there.

- b. Departments:** College should have following departments,
- Fundamentals of Nursing including Nutrition
 - Medical Surgical Nursing
 - Community Health Nursing
 - Obstetric and Gynecological Nursing
 - Child Health Nursing
 - Psychiatry and Mental Health Nursing

c. Laboratories

Nursing Foundations and Medical Surgical
Community Health Nursing
OBG and Paediatrics
Nutrition
Computer with 10 computers
Pre Clinical Science Lab. (Biochemistry, Microbiology, Biophysics, Anatomy & Physiology)

d. Auditorium

Auditorium should be spacious enough to accommodate at least double the sanctioned/actual strength of students, so that it can be utilized for hosting functions of the college, educational conferences/ workshops, examinations etc. It should have proper stage with green room facilities. It should be well – ventilated and have proper lighting system. There should be arrangements for the use of all kinds of basic and advanced audio-visual aids.

e. Multipurpose Hall

College of Nursing should have multipurpose hall, if there is no auditorium.

f. Library

There should be a separate library for the college. The size of the Library should be of minimum 2400 sq. Ft. It should be easily accessible to the teaching faculty and the students. Library should have seating arrangements for at least 60 students for reading and having good lighting and ventilation and space for stocking and displaying of books and journals. The library should have at least 3000 books. In a new College of Nursing the total number of books should be proportionately divided on yearly basis in four years. At least 10 set of books in each subject to facilitate for the students to refer the books. The number of journals should 15 out of which one- third shall be foreign journals and subscribed on continuous basis. There should be sufficient number of cupboards, book shelves and racks with glass doors for proper and safe storage of books, magazines, journals, newspapers and other literature.

In the library there should be provision for:

Staff reading room for 10 persons.

- Rooms for librarian and other staff with intercom phone facility
- Video and cassette / CD room(desirable)
- Internet facility.

PRINCIPAL
Arulmigu Meenakshi College of Nursing
Enathur, Kanchipuram.

g. Offices Requirements

a) Principal's Office

There should be a separate office for the Principal with attached toilet and provision for visitor's room. Independent telephone facility is a must for the Principal's office with intercom facility connected/linked to the hospital and hostel and a computer with internet facility. The size of the office should be 300 sq. ft.

b) Office for Vice-Principal

There should be a separate office for the Vice-Principal with attached toilet and provision for visitor's room. Independent telephone facility is a must for Vice- principal's office with intercom facility connected/linked to the hospital and hostel and a computer with internet facility. The size of the office should be 200 sq. ft.

c) Office for Faculty Members

There should be adequate number of office rooms in proportion to the number of teaching faculty. One office room should accommodate 2 teachers only. Separate toilet facility should be provided for the teaching faculty with hand washing facility. There should be a separate toilet for male teachers. The size of the room should be 200 sq. ft. Separate chambers for heads of the department should be there.

d) One separate office room for the office staff should be provided with adequate toilet facility. This office should be spacious enough to accommodate the entire office staff with separate cabin for each official. Each office room should be adequately furnished with items like tables, chairs, cupboards, built –in racks and shelves, filing cabinets and book cases. Also there should be provision for typewriters, computers and telephone.

h. Common Rooms

A minimum of 3 common rooms should be provided. One for the teaching faculty, one for the student and one for the office staff. Sufficient space with adequate seating arrangements, cupboards, lockers, cabinets, built-in-shelves and racks should be provided in all the common rooms. Toilet and hand washing facilities should be made available in each room.

i. Record Room

There should be a separate record room with steel racks, built-in shelves and racks, cupboards and filing cabinets for proper storage of records and other important papers/ documents belonging to the college.

j. Store room

A separate store room should be provided to accommodate the equipments and other inventory articles which are required in the laboratories of the college. This room should have the facilities for proper and safe storage of these articles and equipments like cupboards, built-in-shelves, racks, cabinets, furniture items like tables and chairs. This room should be properly lighted and well-ventilated.

PRINCIPAL

k. Room for Audio-Visual Aids

This room should be provided for the proper and safe storage of size 600 sq. ft. for all the Audio- Visual Aids.

l. Other Facilities

Students’ welfare hall of size 400 sq. ft. Indoor games hall of size 4000 ft. Safe drinking water and adequate sanitary/toilet facilities should be available for both men and women separately in the college in each floor common toilets for teachers (separate for male and female) i.e 4 toilets with Wash basins. Common toilets for students (separate for male and female) 12 with Wash Basins for 60 students.

m. Garage

Garage should accommodate a 60 seater vehicle.

n. Fire Extinguisher

Adequate provision for extinguishing fire should be available as per the local bye-laws.

o. Playground

Playground should be spacious for outdoor sports like Volleyball, football, badminton and for Athletics.

iii. Hostel Block (60 Students):

S. No.	Hostel Block	Area (Figures in Sq feet)
1.	Single Room	24000
	Double Room	
2.	Sanitary	One latrine & One Bath room (for 5 students) - 500
3.	Visitor Room	500
4.	Reading Room	250
5.	Store	500
6.	Recreation Room	500
7.	Dining Hall	3000
8.	Kitchen & Store	1500
Total		30750 Sqr. Ft.

Grand Total : 23720 + 30750 = 54470 Sqr. Ft.

Note: Proportionately the size of the built-up area will increase according to the number of students admitted.


PRINCIPAL
 Arulmigu Meenakshi College of Nursing
 Enathur, Kanchipuram.

Hostel Facilities: There should be a separate hostel for the male and female students. It should have the following facilities.

1. Hostel Room

It should be ideal for 2 students with the minimum 100 sq. ft. carpet area. The furniture provided should include a cot, a table, a chair, a book rack, a cupboard and a cloth rack for each student.

2. Toilet and Bathroom

Toilet and bathroom facilities should be provided on each floor of the students hostel at the rate of one toilet and one bathroom for 2-6 students. Geysers in bathroom and wash basins should also be provided.

3. Recreation

There should be facilities for indoor and outdoor games. There should be provision for T.V., radio and video cassette player.

4. Visitor's Room

There should be a visitor room in the hostel with comfortable seating, lighting and toilet facilities.

5. Kitchen & Dining Hall

There should be a hygienic kitchen and dining hall to seat at least 80% of the total students strength at one time with adequate tables, chairs, water coolers, refrigerators and heating facilities. Hand washing facilities must be provided.

6. Pantry

One pantry on each floor should be provided. It should have water cooler and heating arrangements.

7. Washing & Ironing Room

Facility for drying and ironing clothes should be provided in each floor.

8. Sick Room

A sick room should have a comfortable bed, linen, furniture and attached toilet. Minimum of 5 beds should be provided.

9. Room for Night Duty Nurses

Should be in a quiet area.

10. Guest Room

A guest room should be made available.

11. Warden's Room

Warden should be provided with a separate office room besides her residential accommodation.

12. Canteen

There should be provision for a canteen for the students, their guests, and all other staff members.

13. Transport

College should have separate transport facility under the control of the Principal. 50 seated bus is preferable.

14. Residential Accommodation:

Residential family accommodation for faculty, should be provided, according to their marital status. Telephone facility for the Principal at her residence must be provided. Residential accommodation with all facilities is to be provided to the Hostel Warden.

IV. CRÈCHE

There should be a crèche in the college campus.

V. Staff for the Hostel:

1. Warden (Female) -3: Qualification- B.Sc. Home Science or Diploma in Housekeeping/ Catering. Minimum three wardens must be there in every hostel for morning, evening and night shifts. If number of students s more than 150, one more warden/ Asst. Warden/ House keeper for every additional 50 students.
2. Cook-1: For every 20 students for each shift.
3. Kitchen & Dining Room helper- 1: For every 20 students for each shift.
4. Sweeper-3
5. Gardener-2
6. Security Guard/ Chowkidar-3

VI. NURSING TEACHING FACULTY

Qualifications & experience of teachers of college of Nursing

S. NO.	POST, QUALIFICATION & EXPERIENCE
1.	Principal cum Professor- 15 years experience with M.Sc.(N) out of which 12 years should be teaching experience with minimum of 5 years in collegiate programme. Ph.D.(N) is desirable
2.	Vice- Principal cum Professor- 12 years experience with M.Sc.(N) out of which 10 years should be teaching experience with minimum of 5 years in collegiate programme. Ph.D.(N) is desirable
3.	Professor- 10 years experience with M.Sc.(N) out of which 7 years should be teaching experience. Ph.D.(N) is desirable
4.	Associate Professor- M.Sc. (N) with 8 years experience including 5 years teaching experience Ph.D.(N) desirable
5.	Assistant Professor- M.Sc. (N) with 3 years teaching experience Ph.D.(N) desirable
6.	Tutor- M.Sc.(N) Or B.Sc.(N)/P.B.B.Sc.(N) with 1 year experience

S. No.	Designation	B.Sc.(N) 40-60 (Students intake)	B.Sc.(N) 1-100 (Students intake)
1	Principal	1	1
2	Vice-Principal	1	1
3	Professor	0	1
4	Associate Professor	2	4
5	Assistant Professor	3	6
6	Tutor	10-18	19-28

Principal is excluded for 1:10 teacher student ratio norms (Teacher) Tutor student ratio will be 1:10

(For example for 40 students intake minimum number of teacher required is 17 including Principal. The strength of tutors will be 10, and 6 will be as per sl. No.02 to 05)

S. No.	Designation	B.Sc.(N) 40-60 (students intake)	P.B.B.Sc.(N) 20-60 (students intake)
1	Professor cum PRINCIPAL	1	
2	Professor cum VICE- PRINCIPAL	1	
3	Professor	0	
4	Associate Professor	2	
5	Assistant Professor	3	2
6	Tutor	10-18	2-10

Sl. No.	Designation	B.Sc.(N) 40-60 (students intake)	P.B.B.Sc.(N) 20-60 (students intake)	M.Sc.(N) 10-25 (students intake)
1	Professor cum PRINCIPAL	1		
2	Professor cum VICE- PRINCIPAL	1		
3	Professor	0		1
4	Associate Professor	2		1
5	Assistant Professor	3	2	3*
6	Tutor	10-18	2-10	

*1:10 teacher student ratio for M.Sc.(N) if B.Sc. (N) is also offered by the institution.

*Candidates having 3 years experience after M.Sc. (N) only will be considered for M.Sc. (N) programme.

J.M.R.
PRINCIPAL
Arulmigu Meenakshi College of Nursing
Enathur, Kanchipuram.

Sl. No.	Designation	GNM	B.Sc.(N)	P.B.B.Sc.(N)	M.Sc.(N)
1	Professor cum PRINCIPAL		1		
2	Professor cum VICE- PRINCIPAL		1		
3	Professor		0		1*
4	Associate Professor		2		1*
5	Assistant Professor		3	2	3*
6	Tutor	6-18	10-18	2-10	

*1:10 teacher student ratio for M.Sc.(N) if B.Sc. (N) is also offered by the institution.

*Candidates having 3 years experience after M.Sc. (N) only will be Considered for M.Sc. (N) programme.

Sl. No.	Designation	ANM 20-60	GNM 20-60	B.Sc.(N) 40-60	P.B.B.Sc.(N) 20-60	M.Sc.(N) 10-25
1	Professor cum PRINCIPAL			1		
2	Professor cum VICE- PRINCIPAL			1		
3	Professor			0		1*
4	Associate Professor			2		1*
5	Assistant Professor			3	2	3*
6	Tutor	4-12	6-18	10-18	2-10	

*1:10 teacher student ratio for M.Sc.(N) if B.Sc. (N) is also offered by the institution.

*Candidates having 3 years experience after M.Sc. (N) only will be considered for M.Sc. (N) programme.

Part time Teachers / External Teachers**

(i)	Microbiology
(ii)	Bio – Chemistry
(iii)	Sociology
(iv)	Bio – Physics
(v)	Psychology
(vi)	Nutrition
(vii)	English
(viii)	Computer
(ix)	Hindi / Any other language
(x)	Any other – clinical disciplines
(xi)	Physical Education.

** (The above teachers should have post graduate qualification with teaching experience in respective area)

NOTE:

- No part time nursing faculty will be counted for calculating total no. of faculty required for a college.
- Irrespective of number of admissions, all faculty positions (Professor to Lecturer) must be filled.
- For M.Sc.(N) programme appropriate number of M.Sc. faculty in each speciality be appointed subject to the condition that total number of teaching faculty ceiling is maintained.
- All nursing teachers must possess a basic university or equivalent qualification as laid down in the schedules of the Indian Nursing Council Act, 1947. They shall be registered under the State Nursing Registration Act.
- Nursing faculty in nursing college except tutor/clinical instructors must possess the requisite recognized postgraduate qualification in nursing subjects.
- All teachers of nursing other than Principal and Vice-Principal should spend at least 4 hours in the clinical area for clinical teaching and/or supervision of care every day.


OTHER STAFF (Minimum requirements)

(To be reviewed and revised and rationalized keeping in mind the mechanization and contract service)

- Ministerial
 - a. Administrative Officer : 1
 - b. Office Superintendent : 1
 - c. PA to Principal : 1
 - d. Accountant/ Cashier : 1
- Upper Division Clerk : 2
- Lower Division Clerk : 2
- Store Keeper : 1
 - a. Maintenance of stores : 1
 - b. Classroom attendants : 2
 - c. Sanitary staff : As per the physical space
 - d. Security Staff : As per the requirement
- Peons/Office attendants : 4
- Library
 - a. Librarian : 2
 - b. Library Attendants : As per the requirement
- Hostel
 - a. Wardens : 2
 - b. Cooks, Bearers, Sanitary Staff : As per the requirement
 - c. Ayas /Peons : As per the requirement
 - d. Security Staff : As per the requirement
 - e. Gardeners & Dhobi : Depends on structural(desirable) facilities

VII. College Management Committee: Refer to INC guidelines

VIII. Admission /Selection Committee: Refer to INC guidelines


PRINCIPAL
Arulmigu Meenakshi College of Nursing
Enathur, Kanchipuram.

IX. CLINICAL FACILITIES

- a College of nursing should have a 100 bedded Parent Hospital
- b Distribution of beds in different areas/ for 40 annual intake is,
- | | | |
|---------------------|---|----|
| Medical | : | 30 |
| Surgical | : | 30 |
| Obst. & Gynaecology | : | 30 |
| Pediatrics | : | 20 |
| Ortho | : | 10 |
- c Bed Occupancy of the Hospital should be minimum 75%.
- d The size of the Hospital/Nursing Home for affiliation should not be less than beds.
- e Other Specialties/Facilities for clinical experience required are as follows:
- ✓ Major OT/ Minor OT
 - ✓ Dental Eye/ENT
 - ✓ Burns and Plastic
 - ✓ Neonatology with Nursery
 - ✓ Communicable disease
 - ✓ Community Health Nursing
 - ✓ Cardiology
 - ✓ Oncology
 - ✓ Neurology/Neuro-surgery
 - ✓ Nephrology etc.
 - ✓ ICU/ICCU
- f Affiliation of psychiatric hospital should be of minimum 50 beds.
- g The Nursing Staffing norms in the affiliated Hospital should be as per the INC norms.
- h The affiliated Hospital should give student status to the candidates of the nursing programme
- i Maximum Distance between affiliated hospitals & institutions:-
- a. Institutions generally can be in the radius of 15-30 kms. from the affiliated hospital.
 - b. Hilly & Tribal area it can be in the radius of 30-50 kms. from the affiliated hospital.
- j 1:3 student patient ratio to be maintained.
- k For the grant of 100 students minimum 300 bedded Parent Hospital is mandatory.

*Parent Hospital for a nursing institution having the same trust which has established nursing institutions and has also established the hospital.

OR

For a nursing institution (managed by trust) a "Parent Hospital" would be a hospital either owned and controlled by the trust or managed and controlled by a member of the trust. In case the owner of the hospital is a member of the Trust that the hospital would continue to function as a "Parent Hospital" till the life of the nursing institution. The undertaking would also be to the effect that the Member of the Trust would not allow the hospital to be treated "Parent/Affiliated Hospital" to any other nursing institution and will be for minimum 30 years [i.e., signed by all members of trust] to the undertaking to be submitted from the Members of the Trust.

* Refer to INC regulations as required.

*** END ***

PRINCIPAL
Arulmigu Meenakshi College
Enathur, Kanchipuram.

MEENAKSHI ACADEMY OF HIGHER EDUCATION AND RESEARCH CHENNAI
(Declared as Deemed to be University under section 3 of the UGC Act 1956)



FACULTY OF NURSING

ARULMIGU MEENAKSHI COLLEGE OF NURSING



B. Sc. NURSING PROGRAMME

PROGRAMME OUTCOMES

Student Performance and Learning Outcomes

Nursing education aims on giving comprehensive care providing a selfless and holistic care. Nursing graduates are enabled to think out of the box which makes them flexible enabling them to transfer the skills. Entrepreneur skills and analytical programme skills are cultivated to utilize in the community setting. Physical education is incorporated in the program which helps the graduates in reduction of dysfunction related movement and activities.

PO1. Nursing Knowledge: Apply knowledge from physical, biological and behavioral sciences, medicine including alternative systems and nursing in providing care to individuals, families and communities.

PO2. Nurse and the community: Demonstrate understanding of lifestyle and other factors, which affect health of individuals and groups.

PO3. Care giver: Provide nursing care based on steps of nursing process in collaboration with the individuals and groups.

PO4. Problem analysis/ Decision making: Demonstrate critical thinking skill in making decisions in all situations in order to provide quality care.

PO5. Technology update: Utilize the latest trends and technology in providing health care.

PO6. Nurse and the health care system: Provide promotive, preventive and restorative health services in line with the national health policies and programmes.

PO7. Nurse and the profession: Practice within the frame work of code of ethics and professional conduct, and acceptable standards of practice within the legal boundaries.

Jale

PRINCIPAL

Arulmigu Meenakshi College of Nursing
Enathur, Kanchipuram.

PO8.Communication: Communicate effectively with individuals and groups and members of the health team in order to promote effective interpersonal relationships and teamwork.

PO9.Information Education and Counseling: Demonstrate skills in teaching to individuals and groups in clinical / community health settings.

PO10. Nurse as a collaborative care giver: Participate effectively as members of the health team in health care delivery system.

PO11. Nursing administration and management: Demonstrate leadership and managerial skills in clinical / community health settings.

PO12.Nursing research: Conduct need based research studies in various settings and utilize the research findings to improve the quality of care.

PO13. Life-long learning: Demonstrate awareness, interest and contribute towards advancement of self and of the profession.

COURSE OUTCOMES

B. Sc. NURSING FIRST YEAR

FIRST YEAR

Subject	Theory (In hrs) (class and lab)	Practical (In hrs) (clinical)	(In hrs)
1. *English	60		
2. Anatomy	60		
3. Physiology	60		
4. Nutrition	60		
5. Biochemistry	30		
6. Nursing Foundations	265+200	450	
7. Psychology	60		
8. Microbiology	60		
9. Introduction to Computers	45		
10. ** Hindi Regionallanguage	30		
11. Library work /Self Study			50
12. Co-curricular activities			50
Total Hours	930	450	100
Total hours = 1480 hrs			

Jall

PRINCIPAL

Arulmigu Meenakshi College of Nursing
Enathur, Kanchipuram.

ENGLISH

- CO1.Speak and write grammatically correct English
- CO2.Review of Grammar
- CO3.Develop ability to read, understand and express meaningfully the prescribed
- CO4.Develop writing skills
- CO5.Develop skill in spoken English
- CO6.Develop skill in listening comprehension

ANATOMY

- CO1. Describe the anatomical terms, organization of human body and structure of cell, tissues, membranes and glands
- CO2.Describe the structure & function of bones and joints
- CO3.Describe the structure and function of muscles
- CO4. Describe the structure and function of nervous system
- CO5. Explain the structure and function of sensory organs
- CO6. Describe the structure and function of circulatory and lymphatic system
- CO7. Describe the structure and function of respiratory system
- CO8. Describe the structure and function of digestive system
- CO9. Describe the structure and function of excretory system
- CO10. Describe the structure and function of endocrine system
- CO11. Describe the structure and function of reproductive system

PHYSIOLOGY

- CO1.Describe the physiology of cell, tissues, membranes and glands
- CO2. Describe the bone formation and growth and movements of skeletal system
- CO3.Describe the muscle movements and tone and demonstrate muscle contraction and tone
- CO4.Describe the physiology of nerve stimulus, reflexes, brain, cranial and spinal nerves
- CO5.Demonstrate reflex action and stimulus
- CO6.Describe the physiology of blood and functions of Heart
- CO7.Demonstrate blood cell count, coagulation, grouping, Hb, BP and pulse monitoring
- CO8.Describe the physiology and mechanisms of respiration
- CO9. Demonstrate spirometry
- CO10.Describe the physiology of digestive system
- CO11.Demonstrate BMR
- CO12.Describe the physiology of excretory system
- CO13.Describe the physiology of sensory organs
- CO14.Describe the physiology of endocrine glands
- CO15.Describe the Physiology of male and female reproductive system
- CO16.Describe the physiology of Lymphatic and Immunological system


PRINCIPAL

NUTRITION

- CO1. Describe the relationship between nutrition & health
- CO2. Describe the classification, functions, sources and recommended daily allowances (RDA) of carbohydrates
- CO3. Describe the classification, functions, sources and recommended daily allowances (RDA) of fats
- CO4. Describe the classification, functions, sources and recommended daily allowances (RDA) of Proteins
- CO5. Describe the daily calorie requirement for different categories of people
- CO6. Describe the classification, functions, sources and recommended daily allowances (RDA) of vitamins
- CO7. Describe the classification, functions, sources and recommended daily allowances (RDA) of minerals
- CO8. Describe the sources, functions and requirements of water & electrolytes
- CO9. Describe the cookery rules and preservation of nutrients
- CO10. Prepare and serve simple beverages and different types of foods
- CO11. Describe and plan balanced diet for different categories of people
- CO12. Describe the various national programmes related to nutrition
- CO13. Describe the role of nurse in assessment of nutritional status and nutrition education

BIOCHEMISTRY

- CO1. Describe the structure, composition and functions of cell
- CO2. Differentiate between prokaryote and eukaryote cell
- CO3. Identify techniques of microscopy
- CO4. Describe the structure and functions of cell membrane
- CO5. Explain the metabolism of carbohydrates
- CO6. Explain the metabolism of Lipids
- CO7. Explain the metabolism of Amino acids and Proteins
- CO8. Describe types, composition and utilization of Vitamins & minerals
- CO9. Describe Immuno-chemistry

NURSING FOUNDATION

- CO1. Describe the concept of health, illness and health care agencies
- CO2. Explain concept and scope of nursing
- CO3. Describe values, code of ethics and professional conduct for nurses in India
- CO4. Explain the admission and discharge procedure

Jul

PRINC
Arulmigu Meenakshi College
Enathur, Kanchipuram.

- CO5.Perform admission and discharge procedure
- CO6.Communicate effectively with patient, families and team members and maintain effective human relations (projecting professional image)
- CO7.Appreciate the importance of patient teaching in nursing
- CO8.Explain the concept, uses, format and steps of nursing process
- CO9.Documents nursing process as per the format
- CO10.Describe the purposes, types and techniques of recording and reporting
- CO11.Describe principles and techniques of monitoring and maintaining vital signs
- CO12.Monitor and maintain vital signs
- CO13.Describe the purpose and process of health assessment
- CO14.Describe the health assessment of each body system
- CO15.Perform health assessment of each body system
- CO16.Identifies the various machinery, equipment, linen and their care
- CO17.Describe the basic, physiological and psychosocial needs of patient
- CO18.Describe the principles and techniques for meeting basic, physiological and psychosocial needs of patient
- CO19.Perform nursing assessment, plan, implement and evaluate the care for meeting basic, physiological and psychosocial needs of patient
- CO20.Describe principles and techniques for infection control and biomedical waste management in supervised clinical settings
- CO21.Explain the principles, routes, effects of administration of medications
- CO22.Calculate conversions of drugs and dosages within and between systems of measurements
- CO23.Administer drugs by following routes-oral, intradermal, subcutaneous, intramuscular, intravenous, topical and inhalation
- CO24.Describe the pre and post operative care of patients
- CO25.Explain the process of wound healing
- CO26.Explain the principles and techniques of wound care
- CO27.Perform care of wounds
- CO28.Explain care of patients having alterations in body functioning
- CO29.Explain care of terminally ill patient
- CO30.Explain the basic concepts of conceptual and theoretical models of nursing

NURSING FOUNDATION – PRACTICAL

- CO1.Performs admission and discharge procedure
- CO2.Prepare nursing care plan as per the nursing process format
- CO3.Communicate effectively with patient, families and team members
- CO4.Maintain effective human relations
- CO5.Develop plan for patient teaching CO6.Prepare patient reports CO7.Presents reports
- CO8.Monitor vital signs
- CO9.Perform health assessment of each body system

Jul
PRINCIPAL

Arulmigu Meenakshi College of Nursing
Enathur, Kanchipuram

- CO10. Provide basic nursing care to patients
- CO11. Perform infection control procedures
- CO12. Provide care to pre and post operative patients
- CO13. Perform procedures for care of wounds
- CO14. Administer drugs
- CO15. Provide care to dying and dead
- CO16. Counsel and support relatives

PSYCHOLOGY

- CO1. Describe the history, scope and methods of psychology
- CO2. Explain the biology of Human behaviour
- CO3. Describe various cognitive processes and their applications
- CO4. Describe motivation, emotions, stress, attitudes and their influence on behaviour
- CO5. Explain the concepts of personality and its influence on behaviour
- CO6. Describe psychology of people during the life cycle
- CO7. Describe the characteristics of mentally healthy person
- CO8. Explain ego defense mechanisms
- CO9. Explain the Psychological assessments and role of nurse

MICROBIOLOGY

- CO1. Explain concepts and principles of microbiology and their importance in nursing
- CO2. Describe structure, classification morphology and growth of bacteria
- CO3. Identify micro-organisms
- CO4. Describe the methods of infection control
- CO5. Identify the role of nurse in hospital infection control programme
- CO6. Describe the different disease producing organisms
- CO7. Explain the concept of immunity, hyper sensitivity and immunization

INTRODUCTION TO COMPUTERS

- CO1. Identify & define various concepts used in computer
- CO2. Identify application of computer in nursing
- CO3. Describe and use the Disk operating system
- CO4. Demonstrate skill in the use of MS Office
- CO5. Demonstrate skill in using multi-media
- CO6. Identify features of computer aided teaching and testing
- CO7. Demonstrate use of internet and Email
- CO8. Describe and use the statistical packages
- CO9. Describe the use of Hospital Management System

Jue

B. Sc. NURSING SECOND YEAR

SECOND YEAR

Subject	Theory (In hrs) (class lab)	Practical (In hrs)	(In hrs)
1. Sociology	60		
2. Pharmacology	45		
3. Pathology &	30		
4. Genetics	15		
5. Medical-Surgical Nursing (Adult including geriatrics)-I	210	720	
6. Community Health Nursing-I	90	135	
7. Communication and Educational Technology	60+30		
8. Library work /Self Study	50		
9. Co-curricular activities	35		
Total Hours	540	855	85
Total hours = 1480 hrs			

SOCIOLOGY

- CO1.State the importance of sociology in nursing
- CO2. Describe the interrelationship of individual in society and community
- CO3. Describe the influence of culture on health and disease
- CO4. Identify various social groups and their interactions
- CO5. Explain the growth of population in India and its impact on health
- CO6. Describe the institutions of family and marriage in India
- CO7. Describe the class and caste system and their influence on health and health practices
- CO8. Describe the types of communities in India, their practices and the impact on health
- CO9. Explain the process of Social Change
- CO10. Describe the social system and inter relationship of social organizations
- CO11. Explain the nature and process of social control
- CO12. Describe the role of the nurse in dealing with social problems in India

PHARMACOLOGY

- CO1. Describe Pharmaco-dynamics, pharmaco-kinetics, classification and the principles of drug administration
- CO2. Explain chemotherapy of specific infections, infestations and nurse's responsibilities
- CO3. Describe antiseptics, disinfectants, insecticides and nurse's responsibilities
- CO4. Describe the drugs acting on Gastro Intestinal system and nurse's responsibilities
- CO5. Describe drugs used on Respiratory Systems and nurse's responsibilities


PRINCIPAL

- CO6. Describe drugs used on Urinary system and nurse's responsibilities
- CO7. Describe drugs used in de-addiction, emergency, deficiency of vitamins & minerals, poisoning, for immunization and Immunosuppression and nurse's responsibilities
- CO8. Describe the drugs used on skin and mucous membranes and nurse's responsibilities
- CO9. Describe Drugs used on Nervous System and nurse's responsibilities
- CO10. Describe Drugs used on Cardio-vascular system and nurse's responsibilities
- CO11. Describe drugs used for hormonal disorders and supplementation, contraception and medical termination of pregnancy and nurse's responsibilities
- CO12. Demonstrate awareness of the common drugs used in alternative system of medicine

PATHOLOGY AND GENETICS

Section A - Pathology


- CO1. Define the common terms used in pathology.
- CO2. Appreciate the deviations from normal to abnormal structure and functions of the body system.
- CO3. Explain Pathological changes in disease conditions of various systems
- CO4. Describe various laboratory tests in assessment and monitoring of disease conditions
- CO5. Describe the laboratory tests for examination of body cavity fluids, transudates and exudates
- CO6. Describe the laboratory tests for examination of urine and faeces

SECTION – B GENETICS

- CO1. Explain nature, principles and perspectives of heredity
- CO2. Explain Maternal, prenatal and genetic influences on development of defects and diseases
- CO3. Explain the screening methods for genetic defects and diseases in neonates and children
- CO4. Identify genetic disorders in adolescents and adults
- CO5. Describe the role of nurse in genetic services and counseling

MEDICAL SURGICAL NURSING (ADULT INCLUDING GERIATRICS)-I

- CO1. Appreciate the trends in medical and surgical nursing
- CO2. Describe the role of a nurse in caring for adult patient in hospital and community CO3. Describe the concepts of medical surgical asepsis
- CO4. Describe the common signs, symptoms, problems and their specific nursing interventions
- CO5. Describe the etiology, pathophysiology, clinical manifestations, diagnostic measures and management of patients (adults including elderly) with disorders of respiratory system
- CO6. Describe the etiology, pathophysiology, clinical manifestations, diagnostic measures and management of patients (adults including elderly) with disorders of digestive systems
- CO7. Describe the etiology, pathophysiology, clinical manifestations, diagnostic measures and management of patients (adults including elderly) with blood and cardiovascular problems
- CO8. Describe the vascular conditions and its nursing management. Describe the etiology, pathophysiology, clinical manifestations, diagnostic measures and management of patients (adults including elderly) with disorders of genito-urinary systems



PRINCIPAL

CO9. Describe the etiology, pathophysiology, clinical manifestations, diagnostic measures and management of patients (adults including elderly) with disorders of male reproductive system

CO10. Describe the etiology, pathophysiology, clinical manifestations, diagnostic measures and management of patients (adults including elderly) with disorders of endocrine system

CO11. Describe the etiology, pathophysiology, clinical manifestations, diagnostic measures and management of patients (adults including elderly) with disorders of skin

CO12. Describe the etiology, pathophysiology, clinical manifestations, diagnostic measures and management of patients (adults including elderly) with disorders of musculo- skeletal system

CO13. Describe the etiology, pathophysiology, clinical manifestations, diagnostic measures and management of patients (adults including elderly) with disorders of immunological system

CO14. Describe the etiology, pathophysiology, clinical manifestations, diagnostic measures and management of patients (adults including elderly) with communicable Diseases

CO15. Describe the organization and physical set up of operation theatre

- Identify the various instruments and equipments used for common surgical procedures
- Describe the infection control measures in the Operation Theatre
- Describe the role of the nurse in the Operation Theatre

MEDICAL SURGICAL NURSING (ADULT INCLUDING GERIATRICS)-I

PRACTICAL (720 hours- II year) General Medical ward

CO1. Provide nursing care to adult patients with medical disorders CO2. Counsel and educate patients and families

General surgical ward

CO3. Provide pre and post-operative nursing care to adult patients with surgical disorders

CO4. Counsel and educate patients and families

Cardiology Ward

CO5. Provide nursing care to patients with cardiac disorders

CO6. Counsel and educate patients and families

Skin and communicable diseases

CO7. Identify skin problems

CO8. Provide nursing care to patients with skin disorders & communicable diseases

CO9. Counsel and educate patients and families

Orthopaedic Ward

CO10. Provide nursing care to patients with musculo-skeletal disorders

CO11. Counsel and educate patients and families Operation Theatre

CO12. Identify instruments used in common operations

CO13. Participate in infection control practices in the operation theatre

CO14. Set-up the table/ trolleys for common operative procedures

CO15. Assist in giving anaesthesia

CO16. Assist in the operative procedures CO17. Provide perioperative nursing care

PRINCIPAL

**Arulmigu Meenakshi College
Enathur, Kanchipuram.**

INTERNSHIP(250hrs, III year B.Sc Nursing) PSO'S
Provide comprehensive care to patients with medical conditions

Medical wards, CCU

- PSO1. To gain proficiency in ICU nursing
- PSO2. Develop advance skill in special procedures used in critical care unit
- PSO3. Identify potential problems and provide care accordingly.
- PSO4. Skill in setting and handling ventilator
- PSO5. Administer injection in infusion pump
- PSO6. Record accurately findings and medications
- PSO7. Develop IPR with family members

Provide comprehensive care to patients with surgical conditions Surgical wards, ICU

- PSO1. To gain proficiency in ICU nursing
- PSO2. Develop advance skill in special procedures used in critical care unit
- PSO3. Identify potential problems and provide care accordingly.
- PSO4. Skill in setting and handling ventilator
- PSO5. Administer injection in infusion pump
- PSO6. Record accurately findings and medications
- PSO7. Develop IPR with family members

Acquaint with OT technique

OT- Laparoscopic, orthopaedic, cardiac

- PSO1. Identify instruments
- PSO2. Assist in OT set up
- PSO3. Supervise sterilization
- PSO4. Assist in OT table layout
- PSO5. Observe immediately after operation
- PSO6. Supervise infection control

COMMUNITY HEALTH NURSING – I

- CO1. Describe concept and dimensions of health
- CO2. Describe determinants of health
- CO3. Describe the concept, scope, uses methods and approaches of epidemiology
- CO4. Describe Epidemiology and nursing management of common communicable diseases
- CO5. Describe Epidemiology and nursing management of common Non-communicable diseases
- CO6. Describe the concepts and scope of demography
- CO7. Describe methods of data collection, analysis and interpretation of demographic data
- CO8. Identify the impact of population explosion in India
- CO9. Describe the methods of population control

Jue

PRINCIPAL

Arulmigu Meenakshi College of Nursing
Enathur, Kanchipuram.

COMMUNITY HEALTH NURSING I - PRACTICAL

CO1. Build and maintain rapport

CO2. Identify demographic characteristics, health determinants and community health resources

CO3. Diagnose health needs of individual and families

CO4. Provide primary care in health centre

CO5. Counsel and educate individual, family and community

COMMUNICATION & EDUCATIONAL TECHNOLOGY

CO1. Describe the communication process

CO2. Identify techniques of effective communication

CO3. Establish effective inter-personal relations with patients, families & co-workers

CO4. Develop effective human relations in context of nursing

CO5. Develop basic skill of counseling and guidance

CO6. Describe the philosophy & principles of education

CO7. Explain the teaching learning process

CO8. Demonstrate teaching skill using various teaching methods in clinical, classroom and community settings

CO9. Prepare and use different types of educational media effectively

CO10. Prepare different types of questions for assessment of knowledge, skills and attitudes

CO11. Teach individuals, groups, and communities about health with their active participation

ENVIRONMENTAL STUDIES

CO1. Describe nature of environmental studies

CO2. Explain uses of natural resource and the effects of exploitation

CO3. Describe the types of Ecosystems

CO4. Explain ecosystem diversity and Conservation of biodiversity

CO5. Explain Causes, effects and control measures of environmental Pollution

CO6. Describe the environmental social issues and the possible solutions

CO7. Explain the human population and its impact on health

CO8. Identify the local polluted sites and draw out the remedy measures


PRINCIPAL

Anaimigu Meenakshi College of Nursing
Enathur, Kanchipuram

B. Sc. NURSING THIRD YEAR

THIRD YEAR

Subject	Theory (In hrs) (class and lab)	Practical (In hrs)	(In hrs)
1. Medical-Surgical Nursing (Adult including geriatrics)-II	120	270	
2. Child Health Nursing	90	270	
3. Mental Health Nursing	90	270	
4. Nursing Research	45		
5. Library work /Self Study			50
6. Co-curricular activities			50
Total Hours	345	810	100
Total hours = 1255 hrs			

MEDICAL SURGICAL NURSING (ADULT INCLUDING GERIATRICS)- II

CO1. Describe the etiology, pathophysiology, clinical manifestations, diagnostic measures and management of patients with disorders of Ear Nose and Throat

CO2. Describe the etiology, pathophysiology, clinical manifestations, diagnostic measures and management of patients with disorders of Eye.

CO3. Describe the etiology, pathophysiology, clinical manifestations, diagnostic measures and nursing management of patients with neurological disorders

CO4. Describe the etiology, pathophysiology, clinical manifestations, diagnostic measures and nursing management of patients with disorder of female reproductive system

CO5. Describe the concept of reproductive health and family welfare programme

CO6. Describe the etiology, pathophysiology, clinical manifestations, diagnostic measures and management of patients with burns, reconstructive and cosmetic surgery

CO7. Describe the etiology, pathophysiology, clinical manifestations, diagnostic measures and management of patients with oncological conditions

CO8. Describe organization of emergency and disaster care services

CO9. Describe the role of nurse in disaster management

CO10. Describe the role of nurse in management of common emergencies

CO11. Explain the concept and problems of ageing

CO12. Nursing care of the elderly

CO13. Describe organization of critical care units

CO14. Describe the role of nurse in management of patients in critical care units

CO 15. Describe the etiology, pathophysiology, clinical manifestations, assessment, diagnostic measures and management of patients with occupational and industrial health disorder



PRINCIPAL

Arulmigu Meenakshi College of Nursing
Enathur, Kanchipuram.

**MEDICAL SURGICAL NURSING
(ADULT AND GERIATRICS)- II- PRACTICAL
ENT**

- CO1. Provide care to patients with ENT disorders
- CO2. Counsel and educate patient and families Ophthalmology
- CO3. Provide care to patients with Eye disorders
- CO4. Counsel and educate patient and families OT – Eye, ENT, Neuro
- CO5. Identify instruments
- CO6. Assist in OT set up
- CO7. Supervise sterilization
- CO8. Assist in OT table layout
- CO9. Observe immediately after operation
- CO10. Supervise infection control Neurology
- CO11. Provide care to patients with neurological disorders
- CO12. Counsel and educate patient and families Gynecology ward
- CO13. Provide care to patients with gynecological disorders
- CO14. Counsel and educate patient and families

Burns & plastic reconstructive surgery

- CO15. Assess the severity of burns
- CO16. Administer rehydration therapy
- CO17. Provide care to patients with Burns
- CO18. Counsel and educate patient and families
- CO19. Observe reconstructive surgery Oncology Unit
- CO20. Provide care to patients with cancer
- CO21. Counsel and educate patient and families Critical care unit (Neuro, general ICU)
- CO22. Provide care to critically ill patients
- CO23. Counsel patient and families for grief and bereavement
- CO24. Develop skill in neurological assessment
- CO25. Give care to the patient with head injury and spinal injury
- CO26. Care with chest surgery and cranial surgery

Casualty/ Emergency

- CO27. Provide care to patients in emergency and disaster situation
- CO28. Counsel patient and families for grief and bereavement

CHILD HEALTH NURSING

- CO1. Explain the modern concept of child care & principles of child health nursing
- CO2. Describe national policy programs and legislation in relation to child health and welfare
- CO3. List major causes of death during infancy, early & late childhood

JMK

PRINCIPAL

- CO4. Describe the major functions and role of the paediatric nurse in caring for a hospitalized child.
- CO5. Describe the principles of child health nursing
- CO6. Describe the normal growth & development of children at different ages
- CO7. Identify the needs of children at different ages & provide parental guidance
- CO8. Identify the nutritional needs of children at different ages and ways of meeting the needs
- CO9. Appreciate the role of play for normal & sick children
- CO10. Appreciate the preventive measures and strategies for children
- CO11. Provide care to normal & high risk neonates
- CO12. Perform neonatal resuscitation
- CO13. Recognize and manage common neonatal problems
- CO14. Provide nursing care in common childhood diseases
- CO15. Identify measures to prevent common childhood diseases including immunization
- CO16. Manage the child with behavioural & social problems
- CO17. Identify the social & welfare services for challenged children

CHILD HEALTH NURSING – PRACTICAL

Paediatric Medicine Ward

- CO1. Provide nursing care to children with various medical disorders Paediatric Surgery Ward
- CO2. Counsel and educate parents
- CO3. Recognize different paediatric surgical conditions/malformations
- CO4. Provide pre and post-operative care to children with common paediatric surgical conditions/malformation
- CO5. Counsel and educate parents Paediatric OPD/ Immunization room
- CO6. Perform assessment of children: Health Developmental and Anthropometric
- CO7. Perform immunization
- CO8. Give Health Education/Nutritional Education Paediatric medicine and surgery ICU
- CO9. Provide nursing care to critically ill children

Internship PSO'S

Paediatric Medicine Ward/ICU

- PSO1. Provide comprehensive care to children with medical conditions Paediatric Surgery Ward/ICU
- PSO2. Provide comprehensive care to children with surgical conditions NICU
- PSO3. Provide intensive care to neonates

MENTAL HEALTH NURSING

- CO1. Describe the historical development & current trends in mental health nursing
- CO2. Describe the epidemiology of mental health problems
- CO3. Describe the National Mental Health Act, programmes and mental health policy
- CO4. Discuss the scope of mental health nursing

Handwritten signature

- CO5. Describe the concept of normal & abnormal behavior
- CO6. Define the various terms used in mental health nursing
- CO7. Explain the classification of mental disorders
- CO8. Explain psycho dynamics of maladaptive behaviour
- CO9. Discuss the etiological factors, psychopathology of mental disorders
- CO10. Explain the principles and standards of Mental health Nursing
- CO11. Describe the conceptual models of mental health nursing
- CO12. Describe the nature, purpose and process of assessment of mental health status
- CO13. Identify therapeutic communication techniques
- CO14. Describe therapeutic relationship
- CO15. Describe therapeutic impasse and its intervention
- CO16. Explain treatment modalities and therapies used in mental disorders and role of the nurse
- CO17. Describe the etiology, psychopathology, clinical manifestations, diagnostic criteria and management of patients with Schizophrenia, and other psychotic disorders
- CO18. Describe the etiology, psychopathology, clinical manifestations, diagnostic criteria and management of patients with mood disorders
- CO19. Describe the etiology, psychopathology, clinical manifestations, diagnostic criteria and management of patients with neurotic, stress related and somatization disorders
- CO20. Describe the etiology, psychopathology, clinical manifestations, diagnostic criteria and management of patients with substance use disorders
- CO21. Describe the etiology, psychopathology, clinical manifestations, diagnostic criteria and management of patients with spersonality, Sexual and Eating disorders
- CO22. Describe the etiology, psychopathology, clinical manifestations, diagnostic criteria and management of childhood and adolescent disorders including mental deficiency
- CO23. Describe the etiology, psychopathology, clinical manifestations, diagnostic criteria and management organic brain disorders
- CO24. Identify psychiatric emergencies and carry out crisis intervention
- CO25. Explain legal aspects applied in mental health settings and role of the nurse
- CO26. Describe the model of preventive psychiatry
- CO27. Describe community Mental Health services and role of the nurse

MENTAL HEALTH NURSING – PRACTICAL

Psychiatric OPD

- CO1. Assess patients with mental health problems
 - CO2. Observe and assist in therapies
 - CO3. Counsel and educate patient and families
 - CO4. Assessment of children with various mental health problems
 - CO5. Counsel and educate children, families and significant others
- Child Guidance clinic
- CO1. Assess patient with mental health problems
 - CO2. To provide nursing care for patients with various mental health problems
 - CO3. Assist in various therapies



PRINCIPAL

**Arulmigu Meenakshi College of Nursing
Enathur, Kanchipuram.**

CO4. Counsel and educate patients, families and significant others Inpatient ward
 CO1. Assess patient with mental health problems
 CO2. To provide nursing care for patients with various mental health problems CO3. Assist in various therapies
 CO4. Counsel and educate patients, families and significant others

Community Psychiatry

CO1. To identify patients with various mental disorders CO2. To motivate patients for early treatment and follow up CO3. Counsel and educate patient and family and community

Internship

Psychiatry ward

PSO1. Provide comprehensive care to patients with mental health problems

NURSING RESEARCH AND STATISTICS

CO1. Describe the concept of research, terms, need and areas of research in nursing CO2. Explain the steps of research process
 CO3. Identify and state the research problem and objectives CO4. Review the related literature
 CO5. Describe the research approaches and designs CO6. Explain the sampling process
 CO7. Describe the methods of data collection
 CO8. Analyze, Interpret and summarize the research data
 CO9. Explain the use of statistics, scales of measurement and graphical presentation of data
 CO10. Describe the measures of central tendency and variability and methods of correlation
 CO11. Communicate and utilize the research findings

B. Sc. NURSING FOURTH YEAR

FOURTH YEAR

Subject	Theory (In hrs) (class and lab)	Practical (In hrs)	(In hrs)
1. Midwifery & Obstetrical Nursing	90	360	
2. Community Health Nursing- II	90	135	
3. Management of Nursing Services Education	60+30		
Total Hours	270	495	
Total hours= 765 hrs			



PRINCIPAL

**Anulmigu Meenakshi College of Nursing
 Enathur, Kanchipuram.**

MIDWIFERY AND OBSTETRICAL NURSING

- CO1. Recognize the trends and issues in midwifery and obstetrical nursing CO2. Describe the anatomy and physiology of female reproductive system
CO3. Describe the diagnosis and management of women during antenatal period CO4. Describe the physiology and stages of labour
CO5. Describe the management of women during intranatal period CO6. Describe the physiology of puerperium
CO7. Describe the management of women during postnatal period CO8. Describe the assessment and management of normal neonate
CO9. Describe the identification and management of women with high risk pregnancy
CO10. Describe management of abnormal labour and obstetrical emergencies
CO11. Describe management of postnatal complications
CO12. Identify the high risk neonates and their nursing management
CO13. Describe indication, dosage, action, side effects and nurses responsibilities in the administration of drugs used for mothers CO14. Appreciate the importance of family welfare programme
CO15. Describe the methods of contraception and role of nurse in family welfare programme

MIDWIFERY AND OBSTETRICAL NURSING – PRACTICAL

Antenatal clinic/OPD

- CO1. Assessment of pregnant women Labour room O.T
CO2. Assess woman in labour
CO3. Carry out pervaginal examinations CO4. Conduct normal deliveries
CO5. Perform episiotomy and suture it CO6. Resuscitate newborns
CO7. Assist with caesarean sections, MTP and other surgical procedures Postnatal ward
CO8. Provide nursing care to postnatal mother and baby CO9. Counsel and teach mother and family for parenthood Newborn nursery
CO11. Provide nursing care to newborn at risk Family planning clinic
CO 12. Counsel for and provide family welfare services

Internship Obstetrical Nursing

- Labour ward Neonatal Intensive care unit (NICU) Antenatal Postnatal Newborn Nursery PSO1.
Provide comprehensive care to mothers and neonates

COMMUNITY HEALTH NURSING – II

- CO1. Define concepts, scope, principles and historical development of Community Health and community health nursing
CO2. Describe health plans, policies, various health committees and health problems in India
CO3. Describe the system of delivery of community health services in rural and urban areas
CO4. List the functions of various levels and their staffing pattern



PRINCIPAL

Arulmigu Meenakshi College of Nursing
Enathur, Kanchipuram.

- CO5. Explain the components of health services
- CO6. Describe alternative systems of health promotion and health maintenance
- CO7. Describe the chain of referral system
- CO8. Describe Community Health Nursing approaches and concepts
- CO9. Describe the roles and responsibilities of Community health nursing personnel
- CO10. Describe and appreciate the activities of community health nurse in assisting individuals and groups to promote and maintain their health
- CO11. Describe national health and family welfare programmes and role of a nurse
- CO12. Describe the various health schemes in India
- CO 13. Explain the roles and functions of various national and international health agencies

COMMUNITY HEALTH NURSING II – PRACTICAL

Identify community profile

- CO1. Identify prevalent communicable and non communicable diseases
- CO2. Diagnose health needs of Individual, families and community
- CO3. Plan, provide and evaluate care
- CO4. Participate in school health program
- CO5. Participate in national health programs
- CO6. Organize group for self help and involve clients in their own health activities
- CO7. Provide family welfare services
- CO8. Counsel and educate individual, family and community
- CO9. Collect vital health statistics
- CO10. Maintain records & reports

Internship

Urban

- PSO1. Provide comprehensive care to individual, family and community

MANAGEMENT OF NURSING SERVICES AND EDUCATION

- CO1. Explain the principles and functions of management
- CO2. Describe the elements and process of management
- CO3. Describe the management of nursing services in the hospital and community
- CO4. Describe the concepts, theories and techniques of organizational behaviour and human relations
- CO5. Participate in planning and organizing in –service education program
- CO6. Describe management of Nursing educational institutions
- CO7. Describe the ethical and legal responsibilities of a professional nurse
- CO8. Explain the nursing practice standards
- CO9. Explain the Various opportunities for professional advancement



B. Sc. Nursing (Basic) Curriculum Mapping

	PO1	PO2	PO3	PO4	PO5	PO6	PO7	PO8	PO9	PO10	PO11	PO12	PO13
Courses	Apply knowledge from physical, biological and behavioural sciences, medicine including	Demonstrate understanding of lifestyle and other factors, which affect health of individuals and groups	Provide nursing care based on steps of nursing process in	Demonstrate critical thinking skill in making decisions in all situations in order to provide	Utilize the latest trends and technology in providing health	Provide primitive, preventive and restorative health services in line with the national health policies and program.	Practice within the frame work of code of ethics and professional conduct and acceptable standards	Communicate effectively with individuals and groups in members of the health team in	Demonstrate skills in teaching to individuals and groups in clinical / community / health care delivery system	Participate effectively as members of the health team in	Demonstrate leadership and managerial skills in clinical / community health settings	Conduct need based research studies in various settings and utilize the research findings to	Demonstrate awareness, interest and contribute towards advancement of self and of the
I Year	2.2	2.2	2.2	2.2	2.2	2.2	3	1.5	3	1.5	3	3	1.5
English	1.5	1.5	2.2	2.2	2.2	2.2	3	3	3	3	3	3	3
Anatomy	1.5	1.5	2.2	2.2	2.2	2.2	3	3	3	3	3	3	3
Physiology	1.5	1.5	2.2	2.2	2.2	1.5	3	3	3	1.5	3	3	3
Nutrition	1.5	1.5	2.2	2.2	2.2	2.2	3	3	3	3	3	3	3
Biochemistry	3	1.5	2.2	2.2	2.2	1.5	2.2	2.2	2.2	2.2	3	3	1.5
Nursing Foundation	1.5	1.5	2.2	2.2	2.2	2.2	3	3	3	3	3	3	3
Psychology	1.5	1.5	2.2	2.2	2.2	1.5	3	3	3	3	3	3	3
Microbiology	2.2	2.2	2.2	2.2	2.2	2.2	3	3	3	3	3	3	3
Introduction to Computers	2.2	2.2	2.2	2.2	2.2	2.2	3	1.5	3	1.5	3	3	1.5


PRINCIPAL
 Rajinigi Meenakshi College
 Enathur, Kanchipuram.

Child Health Nursing	2.2	3	3	3	3	3	3	3	3	2.2	3	2.2	3	2.2	2.2	2.2	2.2	2.2
Mental Health Nursing	2.2	3	3	3	3	3	3	3	3	2.2	3	2.2	3	2.2	2.2	2.2	2.2	2.2
Nursing Research and Statistics	2.2	2.2	2.2	2.2	2.2	2.2	2.2	2.2	2.2	2.2	1.5	2.2	3	2.2	2.2	2.2	2.2	2.2
IV Year																		
Midwifery and Obstetrical Nursing	2.2	3	3	3	3	3	3	3	3	2.2	3	2.2	3	2.2	2.2	2.2	2.2	2.2
Community Health Nursing- II	2.2	3	3	3	3	3	3	3	3	2.2	3	2.2	3	2.2	3	2.2	2.2	2.2
Management of Nursing Service and Education	2.2	2.2	2.2	2.2	2.2	2.2	2.2	2.2	2.2	2.2	1.5	2.2	3	2.2	2.2	2.2	2.2	3

Key: Introduce (I) / Low = 1.5 Apply (A) / Medium = 2.2 Mastery (M) / High = 3

The student's level of accomplishment of instructional objectives is assessed through formative and summative evaluation. Methods of evaluation include assessment of student's level of competency for performing nursing procedures through checklist, clinical case presentation, health related education, drug presentation and practical examination. Clinical evaluation using standardized rating scales appraise student's ability to comprehend clinical situation correctly, assess, plan, implement and evaluate provided nursing care with suitable attitude and communication skills, collaborate with other professionals in the care provided, document and report the provided care appropriately. Clinical competency assessment grades student as highly competent, competent or not competent. Other evaluation modalities rate the student's ability to perform in the clinical setting to be excellent/ good/ average/ fair /poor. The curriculum evaluation ensures whether curriculum outcomes are achieved, checks the efficient allocation of Teaching and Learning resources, provide surveillance of course/program and ensure the course is of acceptable standard.


PRINCIPAL
Arulmigu Meenakshi College of Nursing
Enathur, Kanchipuram